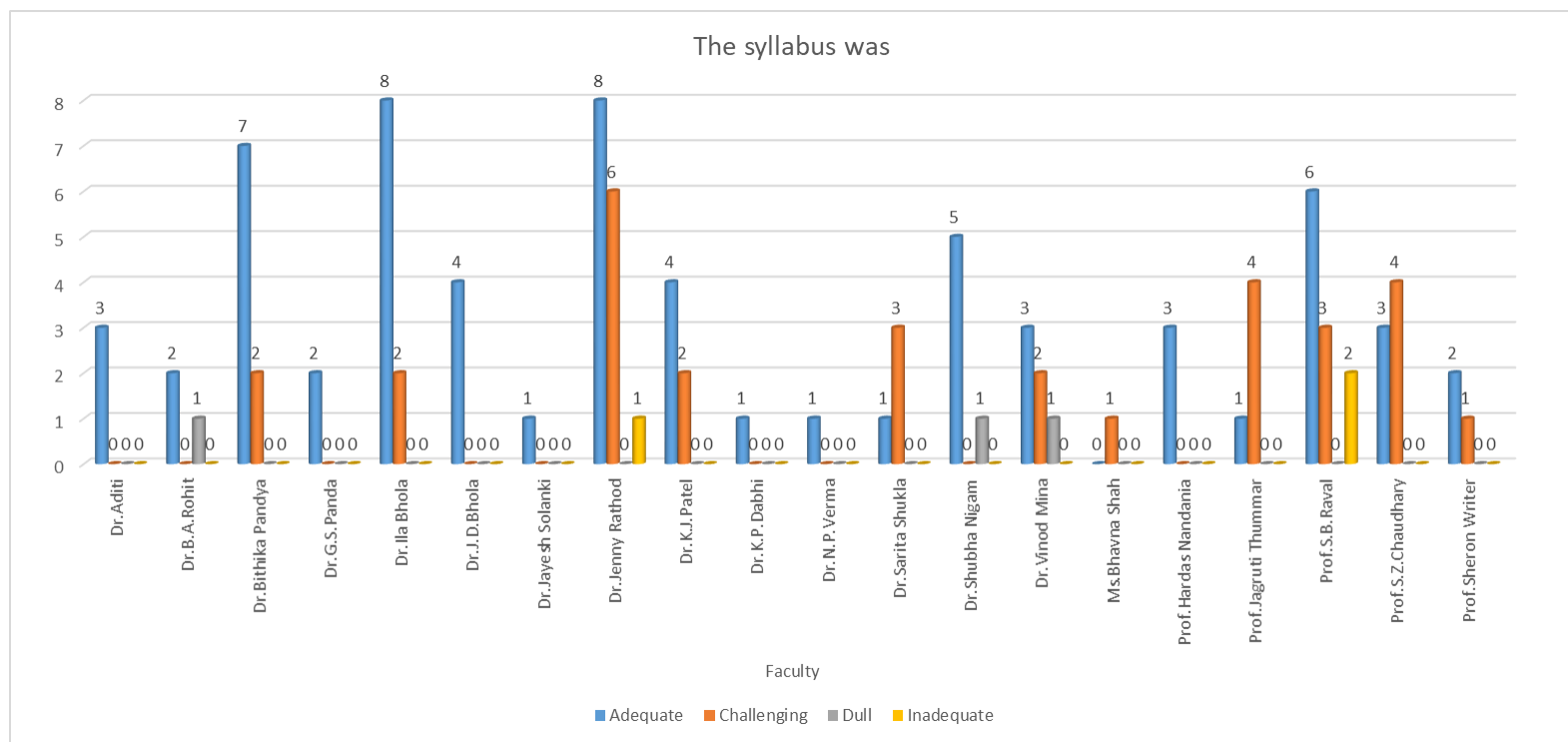


# PART-A Faculty Appraisal

## 1. The syllabus was

		The syllabus was				Total
		Adequate	Challenging	Dull	Inadequate	
Faculty	Dr. Aditi (Geography)	3	0	0	0	3
	Dr. B.A. Rohit (Gujarati)	2	0	1	0	3
	Prof. Bithika Pandya (Pol. Sc.)	7	2	0	0	9
	Dr. G.S. Panda (Sanskrit)	2	0	0	0	2
	Dr. Ila Bhola (Economics)	8	2	0	0	10
	Dr. J.D. Bhola (English)	4	0	0	0	4
	Prof. Jayesh Solanki (Computer Science)	1	0	0	0	1
	Dr. Jenny Rathod (English)	8	6	0	1	15
	Prof. K.J. Patel (Geography)	4	2	0	0	6
	Dr. K.P. Dabhi (Pol. Sci.)	1	0	0	0	1
	Dr. N.P. Verma (Sociology)	1	0	0	0	1
	Dr. Sarita Shukla (Hindi)	1	3	0	0	4
	Dr. Shubha Nigam (English)	5	0	1	0	6
	Dr. Vinod Meena (Economics)	3	2	1	0	6
	Ms. Bhavna Shah (Computer Science)	0	1	0	0	1
	Dr. Hardas Nandania (Psychology)	3	0	0	0	3
	Dr. Jagruti Thummar (Economics)	1	4	0	0	5
Prof. S.B. Raval (Psychology)	6	3	0	2	11	

	Prof. S.Z. Chaudhary (Hindi)	3	4	0	0	7
	Dr. Sharon Writer (Psychology)	2	1	0	0	3
Total		65	30	3	3	101

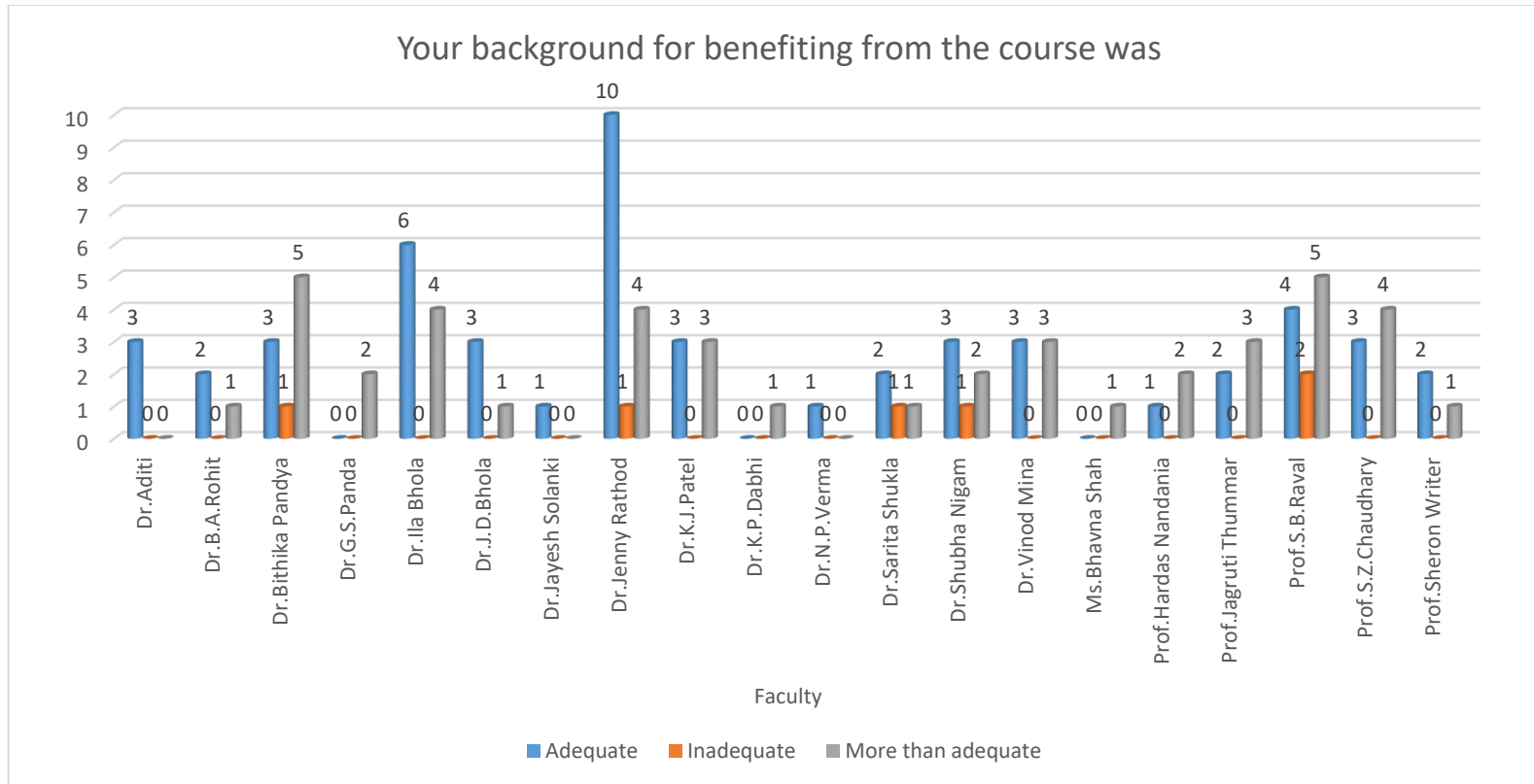


Out of 101 respondents, 65 students believe that the syllabus is adequate, 30 believe that it is challenging and only 6 believe that it is either dull or inadequate.

## 2. Your background for benefiting from the course was

		Your background for benefiting from the course was			Total
		Adequate	Inadequate	More than adequate	
Faculty	Dr. Aditi (Geography)	3	0	0	3
	Dr. B.A. Rohit (Gujarati)	2	0	1	3
	Prof. Bithika Pandya (Pol. Sc.)	3	1	5	9
	Dr. G.S. Panda (Sanskrit)	0	0	2	2
	Dr. Ila Bholā (Economics)	6	0	4	10
	Dr. J.D. Bholā (English)	3	0	1	4
	Prof. Jayesh Solanki (Computer Science)	1	0	0	1
	Dr. Jenny Rathod (English)	10	1	4	15
	Prof. K.J. Patel (Geography)	3	0	3	6
	Dr. K.P. Dabhi (Pol. Sci.)	0	0	1	1
	Dr. N.P. Verma (Sociology)	1	0	0	1
	Dr. Sarita Shukla (Hindi)	2	1	1	4
	Dr. Shubha Nigam (English)	3	1	2	6
	Dr. Vinod Meena (Economics)	3	0	3	6

	Ms. Bhavna Shah (Computer Science)	0	0	1	1
	Dr. Hardas Nandania (Psychology)	1	0	2	3
	Dr. Jagruti Thummar (Economics)	2	0	3	5
	Prof. S.B. Raval (Psychology)	4	2	5	11
	Prof. S.Z. Chaudhary (Hindi)	3	0	4	7
	Dr. Sharon Writer (Psychology)	2	0	1	3
Total		52	6	43	101

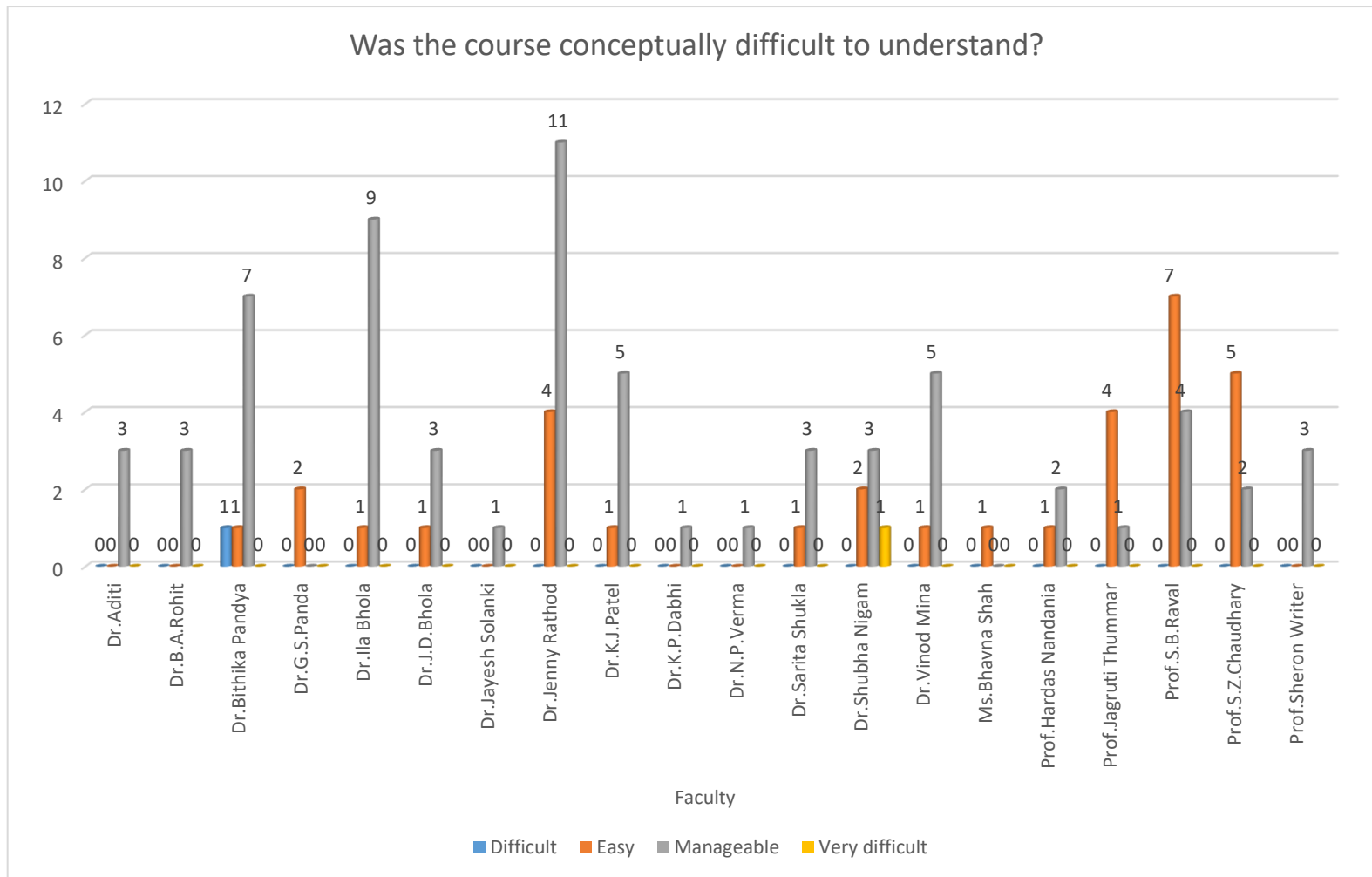


Out of 101 respondents, 52 believed that the background benefitting from the course was Adequate, although 43 believe that it was more than adequate. Only 6 respondents believe it was inadequate.

### 3. Was the course conceptually difficult to understand?

		Was the course conceptually difficult to understand?				Total
		Difficult	Easy	Manageable	Very difficult	
Faculty	Dr. Aditi (Geography)	0	0	3	0	3
	Dr. B.A. Rohit (Gujarati)	0	0	3	0	3
	Prof. Bithika Pandya (Pol. Sc.)	1	1	7	0	9
	Dr. G.S. Panda (Sanskrit)	0	2	0	0	2
	Dr. Ila Bhola (Economics)	0	1	9	0	10
	Dr. J.D. Bhola (English)	0	1	3	0	4
	Prof. Jayesh Solanki (Computer Science)	0	0	1	0	1
	Dr. Jenny Rathod (English)	0	4	11	0	15
	Prof. K.J. Patel (Geography)	0	1	5	0	6
	Dr. K.P. Dabhi (Pol. Sci.)	0	0	1	0	1
	Dr. N.P. Verma (Sociology)	0	0	1	0	1
	Dr. Sarita Shukla (Hindi)	0	1	3	0	4
	Dr. Shubha Nigam (English)	0	2	3	1	6
	Dr. Vinod Meena (Economics)	0	1	5	0	6
	Ms. Bhavna Shah (Computer Science)	0	1	0	0	1
	Dr. Hardas Nandania (Psychology)	0	1	2	0	3
Dr. Jagruti Thummar (Economics)	0	4	1	0	5	

	Prof. S.B. Raval (Psychology)	0	7	4	0	11
	Prof. S.Z. Chaudhary (Hindi)	0	5	2	0	7
	Dr. Sharon Writer (Psychology)	0	0	3	0	3
Total		1	32	67	1	101



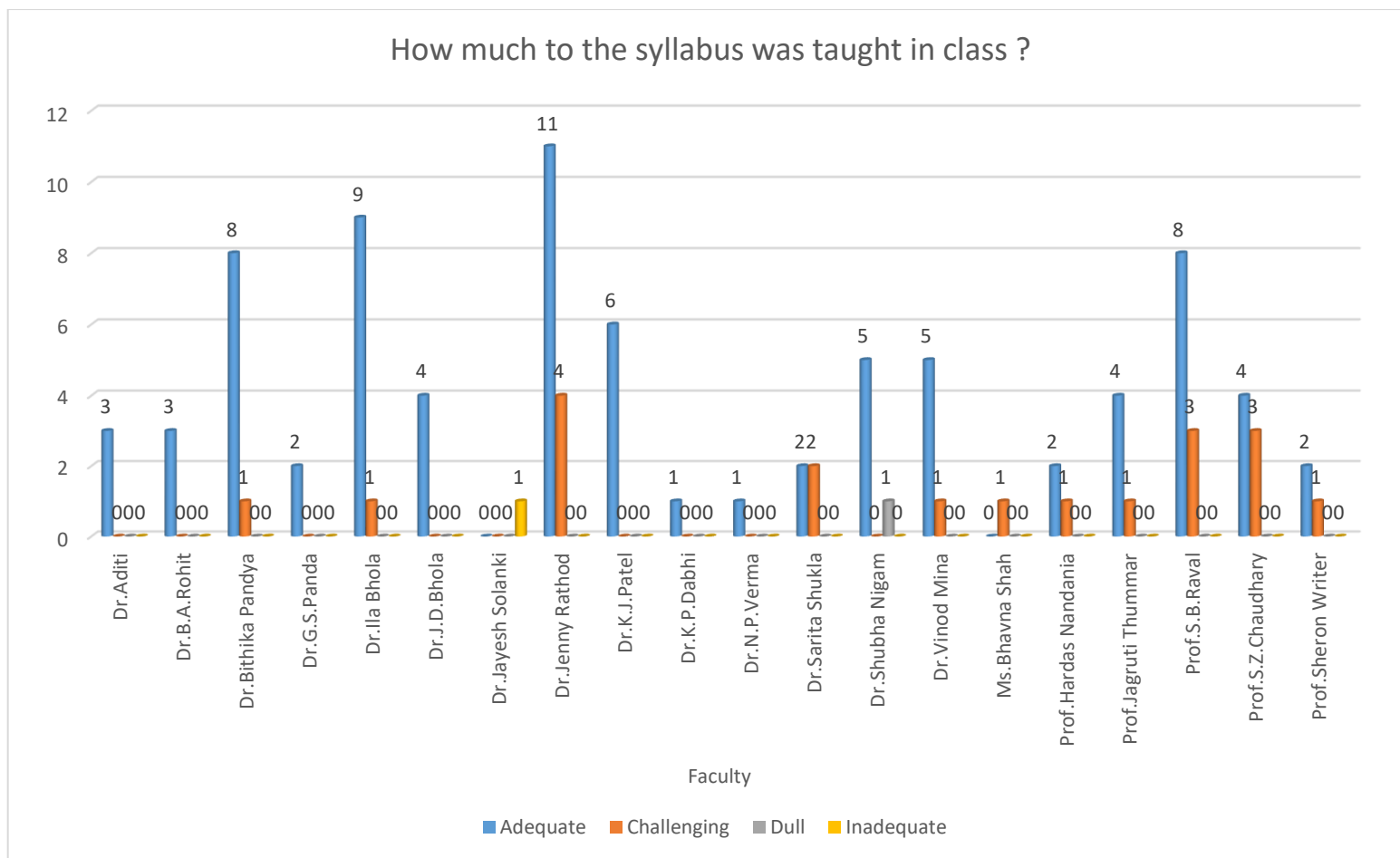
67 respondents believed that the course was Manageable; 32 believed that it was Easy, whereas only 2 respondents believed that it was Difficult or Very Difficult.



#### 4. How much to the syllabus was taught in class?

		How much to the syllabus was taught in class ?				Total
		Adequate	Challenging	Dull	Inadequate	
Faculty	Dr. Aditi (Geography)	3	0	0	0	3
	Dr. B.A. Rohit (Gujarati)	3	0	0	0	3
	Prof. Bithika Pandya (Pol. Sc.)	8	1	0	0	9
	Dr. G.S. Panda (Sanskrit)	2	0	0	0	2
	Dr. Ila Bholia (Economics)	9	1	0	0	10
	Dr. J.D. Bholia (English)	4	0	0	0	4
	Prof. Jayesh Solanki (Computer Science)	0	0	0	1	1
	Dr. Jenny Rathod (English)	11	4	0	0	15
	Prof. K.J. Patel (Geography)	6	0	0	0	6
	Dr. K.P. Dabhi (Pol. Sci.)	1	0	0	0	1
	Dr. N.P. Verma (Sociology)	1	0	0	0	1
	Dr. Sarita Shukla (Hindi)	2	2	0	0	4
	Dr. Shubha Nigam (English)	5	0	1	0	6
	Dr. Vinod Meena (Economics)	5	1	0	0	6
	Ms. Bhavna Shah (Computer Science)	0	1	0	0	1
	Dr. Hardas Nandania (Psychology)	2	1	0	0	3
	Dr. Jagruti Thummar (Economics)	4	1	0	0	5
Prof. S.B. Raval (Psychology)	8	3	0	0	11	

	Prof. S.Z. Chaudhary (Hindi)	4	3	0	0	7
	Dr. Sharon Writer (Psychology)	2	1	0	0	3
Total		80	19	1	1	101

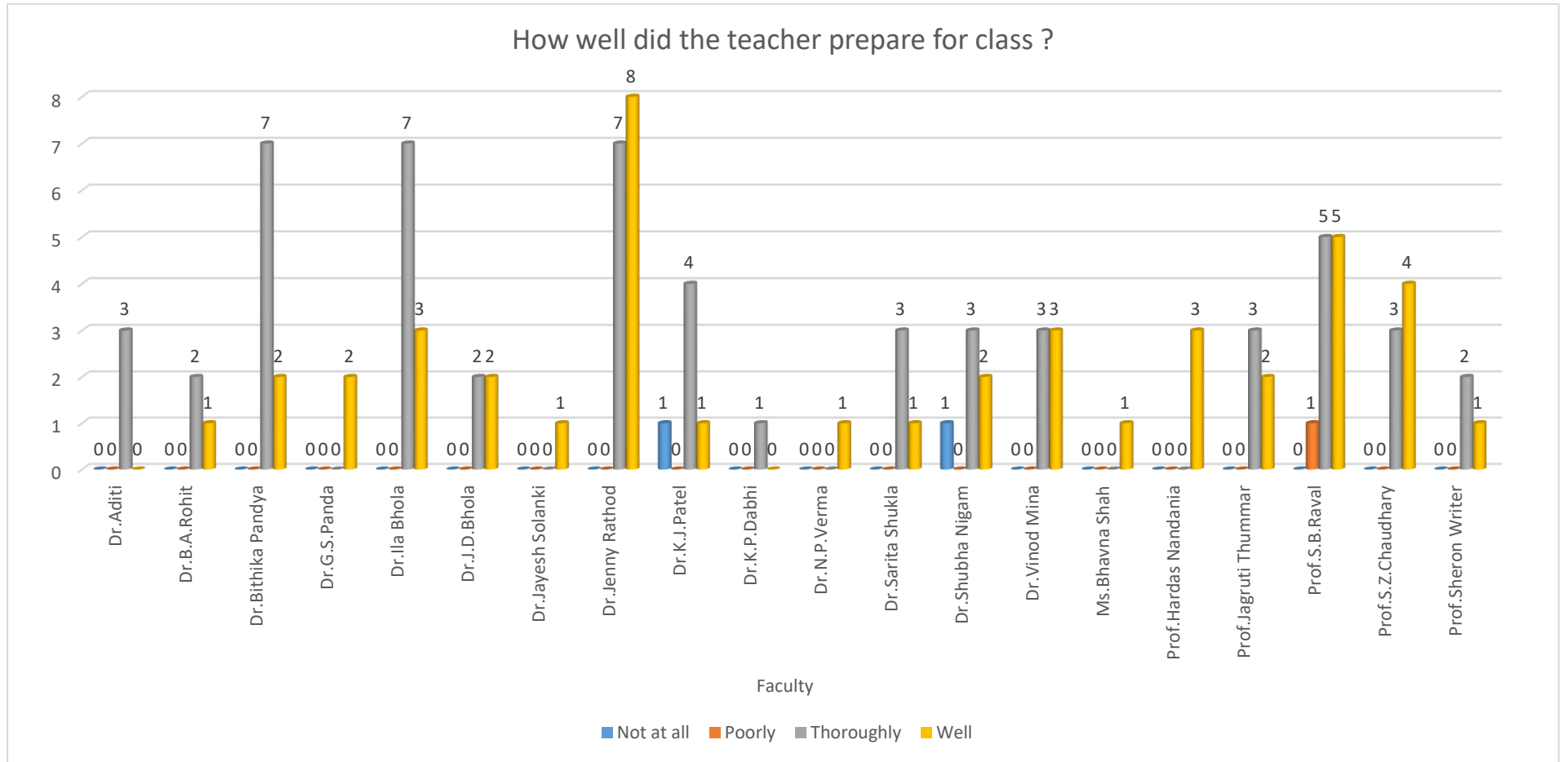


80 respondents replied that the syllabus taught in class was adequate; whereas 19 respondents replied that it was Challenging; only two respondents replied that it was either Dull or Inadequate.

## 5. How well did the teacher prepare for class?

		How well did the teacher prepare for class ?				Total
		Not at all	Poorly	Thoroughly	Well	
Faculty	Dr. Aditi (Geography)	0	0	3	0	3
	Dr. B.A. Rohit (Gujarati)	0	0	2	1	3
	Prof. Bithika Pandya (Pol. Sc.)	0	0	7	2	9
	Dr. G.S. Panda (Sanskrit)	0	0	0	2	2
	Dr. Ila Bhola (Economics)	0	0	7	3	10
	Dr. J.D. Bhola (English)	0	0	2	2	4
	Prof. Jayesh Solanki (Computer Science)	0	0	0	1	1
	Dr. Jenny Rathod (English)	0	0	7	8	15
	Prof. K.J. Patel (Geography)	1	0	4	1	6
	Dr. K.P. Dabhi (Pol. Sci.)	0	0	1	0	1
	Dr. N.P. Verma (Sociology)	0	0	0	1	1
	Dr. Sarita Shukla (Hindi)	0	0	3	1	4
	Dr. Shubha Nigam (English)	1	0	3	2	6
	Dr. Vinod Meena (Economics)	0	0	3	3	6
	Ms. Bhavna Shah (Computer Science)	0	0	0	1	1
	Dr. Hardas Nandania (Psychology)	0	0	0	3	3
	Dr. Jagruti Thummar (Economics)	0	0	3	2	5
Prof. S.B. Raval (Psychology)	0	1	5	5	11	

	Prof. S.Z. Chaudhary (Hindi)	0	0	3	4	7
	Dr. Sharon Writer (Psychology)	0	0	2	1	3
Total		2	1	55	43	101

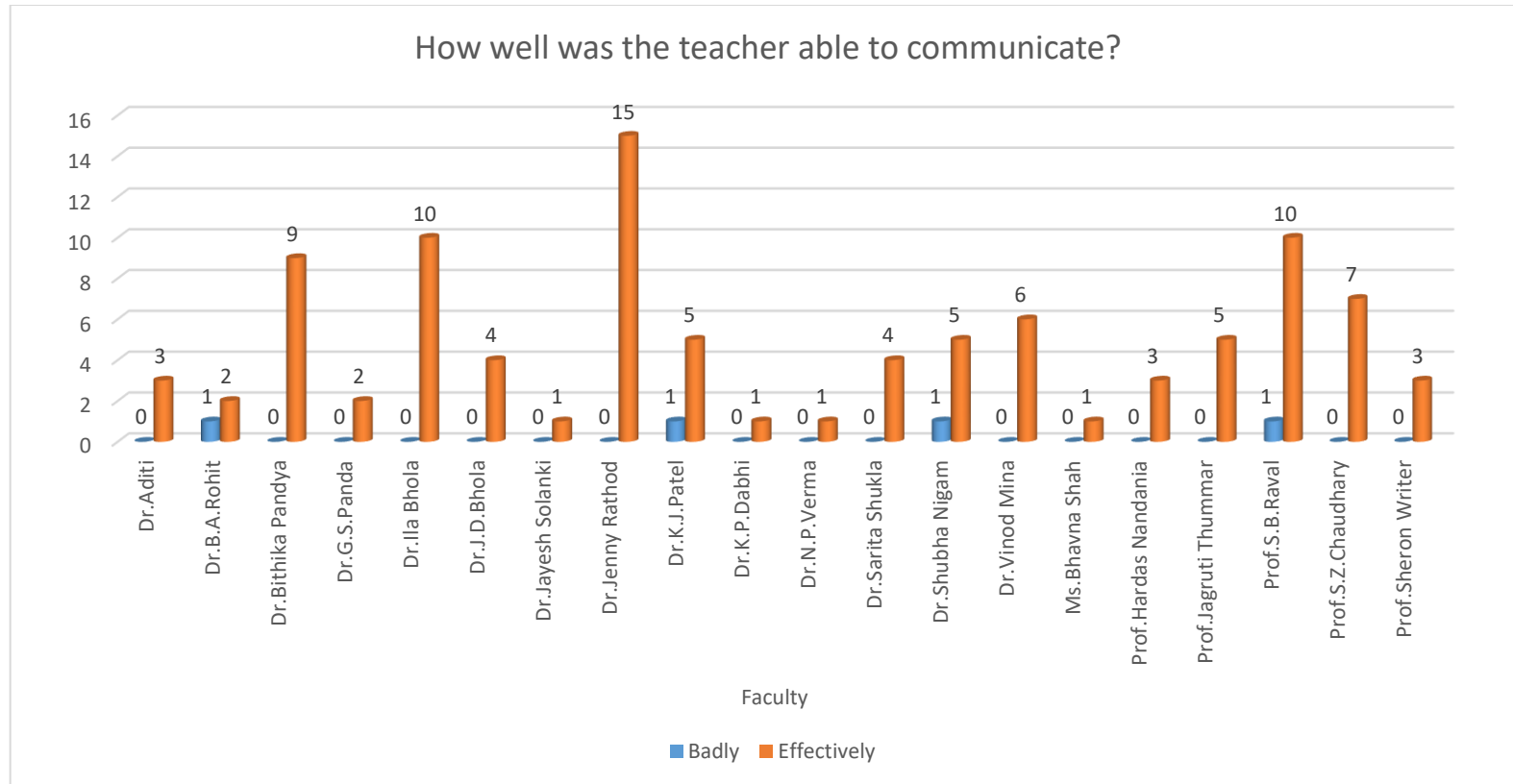


98 respondents believed that the teacher was Thoroughly or Well prepared for the class; only two respondents believed that the Teacher was not at all or poorly prepared.

## 6. How well was the teacher able to communicate?

		How well was the teacher able to communicate?		Total
		Badly	Effectively	
Faculty	Dr. Aditi (Geography)	0	3	3
	Dr. B.A. Rohit (Gujarati)	1	2	3
	Prof. Bithika Pandya (Pol. Sc.)	0	9	9
	Dr. G.S. Panda (Sanskrit)	0	2	2
	Dr. Ila Bholra (Economics)	0	10	10
	Dr. J.D. Bholra (English)	0	4	4
	Prof. Jayesh Solanki (Computer Science)	0	1	1
	Dr. Jenny Rathod (English)	0	15	15
	Prof. K.J. Patel (Geography)	1	5	6
	Dr. K.P. Dabhi (Pol. Sci.)	0	1	1
	Dr. N.P. Verma (Sociology)	0	1	1
	Dr. Sarita Shukla (Hindi)	0	4	4
	Dr. Shubha Nigam (English)	1	5	6
	Dr. Vinod Meena (Economics)	0	6	6

	Ms. Bhavna Shah (Computer Science)	0	1	1
	Dr. Hardas Nandania (Psychology)	0	3	3
	Dr. Jagruti Thummar (Economics)	0	5	5
	Prof. S.B. Raval (Psychology)	1	10	11
	Prof. S.Z. Chaudhary (Hindi)	0	7	7
	Dr. Sharon Writer (Psychology)	0	3	3
Total		4	97	101

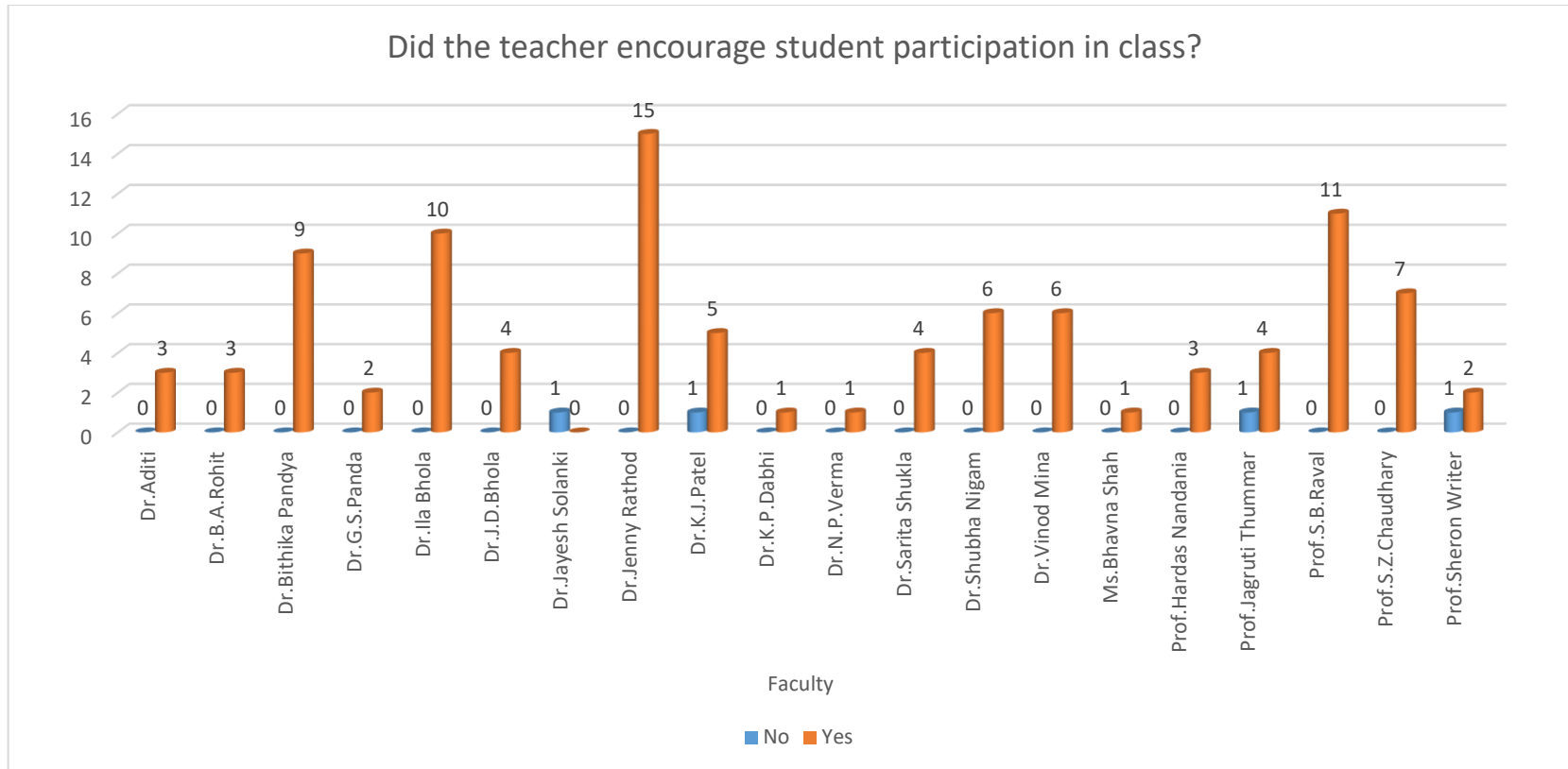


97 respondents believe that the teacher was able to communicate Effectively; only 4 respondents believe that the teacher was able to communicate Badly.



## 7. Did the teacher encourage student participation in class?

		Did the teacher encourage student participation in class?		Total
		No	Yes	
Faculty	Dr. Aditi (Geography)	0	3	3
	Dr. B.A. Rohit (Gujarati)	0	3	3
	Prof. Bithika Pandya (Pol. Sc.)	0	9	9
	Dr. G.S. Panda (Sanskrit)	0	2	2
	Dr. Ila Bholā (Economics)	0	10	10
	Dr. J.D. Bholā (English)	0	4	4
	Prof. Jayesh Solanki (Computer Science)	1	0	1
	Dr. Jenny Rathod (English)	0	15	15
	Prof. K.J. Patel (Geography)	1	5	6
	Dr. K.P. Dabhi (Pol. Sci.)	0	1	1
	Dr. N.P. Verma (Sociology)	0	1	1
	Dr. Sarita Shukla (Hindi)	0	4	4
	Dr. Shubha Nigam (English)	0	6	6
	Dr. Vinod Meena (Economics)	0	6	6
	Ms. Bhavna Shah (Computer Science)	0	1	1
	Dr. Hardas Nandania (Psychology)	0	3	3
	Dr. Jagruti Thummar (Economics)	1	4	5
	Prof. S.B. Raval (Psychology)	0	11	11
	Prof. S.Z. Chaudhary (Hindi)	0	7	7
Dr. Sharon Writer (Psychology)	1	2	3	
Total	4	97	101	



97 respondents believe that the teacher encouraged student participation in class; only 4 respondents believe to the contrary.

## 8.If yes, which of the following methods were used?

			Discussion in class	Discussion outside class	Discussion outside class, Discussion in class	Encouraged questions
Faculty	Dr. Aditi (Geography)	0	0	0	0	0
	Dr. B.A. Rohit (Gujarati)	0	1	0	0	1
	Prof. Bithika Pandya (Pol. Sc.)	0	6	0	0	0
	Dr. G.S. Panda (Sanskrit)	0	0	0	0	1
	Dr. Ila Bhola (Economics)	0	3	0	0	2
	Dr. J.D. Bhola (English)	0	0	0	0	0
	Prof. Jayesh Solanki (Computer Science)	0	1	0	0	0
	Dr. Jenny Rathod (English)	0	6	0	0	5
	Prof. K.J. Patel (Geography)	1	3	0	0	1
	Dr. K.P. Dabhi (Pol. Sci.)	0	0	0	0	0
	Dr. N.P. Verma (Sociology)	0	1	0	0	0
	Dr. Sarita Shukla (Hindi)	0	1	0	0	1
	Dr. Shubha Nigam (English)	0	1	1	0	0
	Dr. Vinod Meena (Economics)	0	3	0	0	0

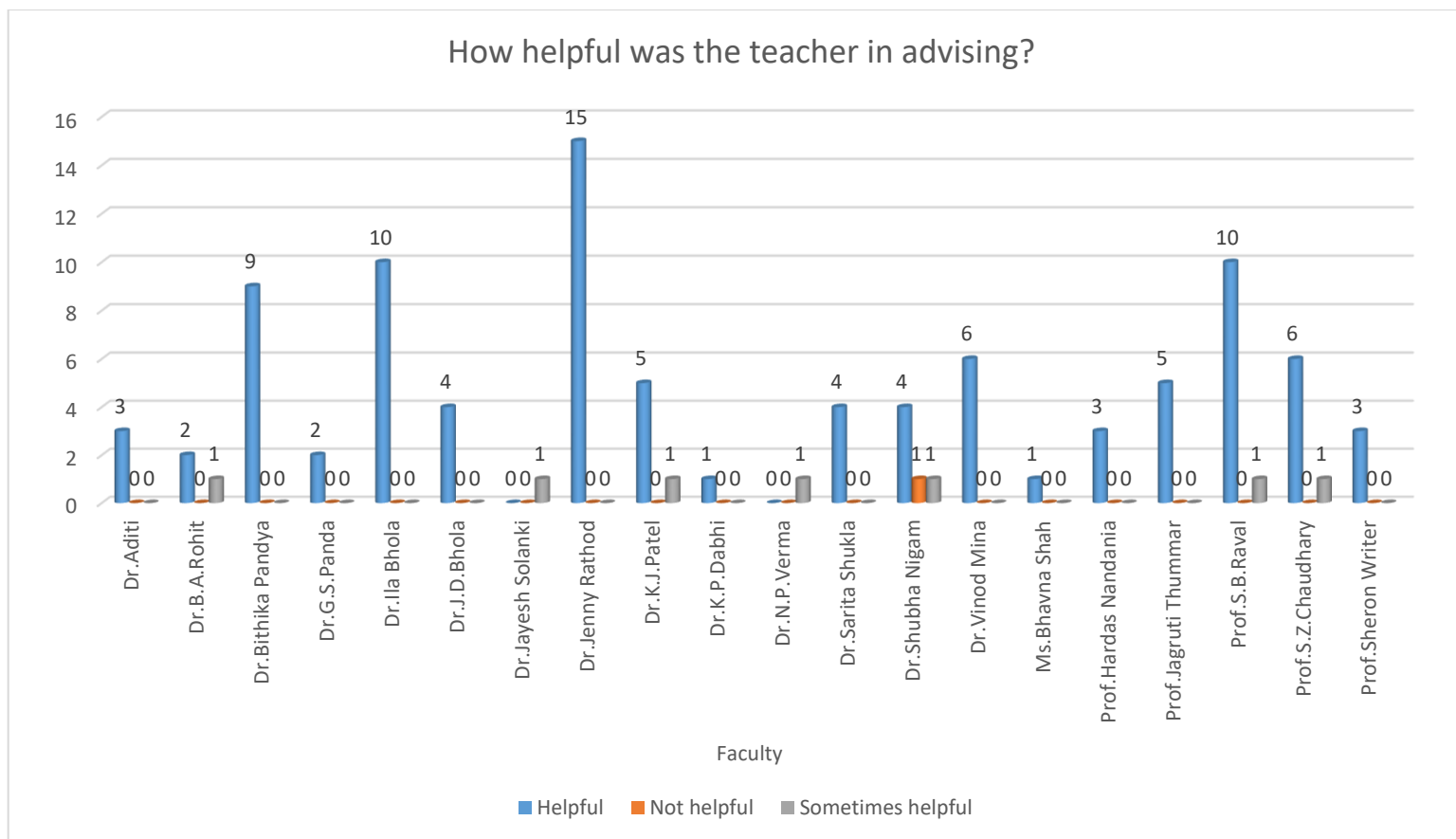
	Ms. Bhavna Shah (Computer Science)	0	0	0	0	0
	Dr. Hardas Nandania (Psychology)	0	2	0	0	1
	Dr. Jagruti Thummar (Economics)	0	2	0	0	3
	Prof. S.B. Raval (Psychology)	0	4	1	0	6
	Prof. S.Z. Chaudhary (Hindi)	1	3	0	0	2
	Dr. Sharon Writer (Psychology)	0	0	0	1	0
Total		2	37	2	1	23

While 37 students responded that discussion was conducted in the class, out of which 23 believed that the teacher also encouraged questions, 7 respondents believed that the discussion was conducted outside the class.

## 9. How helpful was the teacher in advising?

		How helpful was the teacher in advising?			Total
		Helpful	Not helpful	Sometimes helpful	
Faculty	Dr. Aditi (Geography)	3	0	0	3
	Dr. B.A. Rohit (Gujarati)	2	0	1	3
	Prof. Bithika Pandya (Pol. Sc.)	9	0	0	9
	Dr. G.S. Panda (Sanskrit)	2	0	0	2
	Dr. Ila Bhola (Economics)	10	0	0	10
	Dr. J.D. Bhola (English)	4	0	0	4
	Prof. Jayesh Solanki (Computer Science)	0	0	1	1

Dr. Jenny Rathod (English)	15	0	0	15
Prof. K.J. Patel (Geography)	5	0	1	6
Dr. K.P. Dabhi (Pol. Sci.)	1	0	0	1
Dr. N.P. Verma (Sociology)	0	0	1	1
Dr. Sarita Shukla (Hindi)	4	0	0	4
Dr. Shubha Nigam (English)	4	1	1	6
Dr. Vinod Meena (Economics)	6	0	0	6
Ms. Bhavna Shah (Computer Science)	1	0	0	1
Dr. Hardas Nandania (Psychology)	3	0	0	3
Dr. Jagruti Thummar (Economics)	5	0	0	5
Prof. S.B. Raval (Psychology)	10	0	1	11
Prof. S.Z. Chaudhary (Hindi)	6	0	1	7
Dr. Sharon Writer (Psychology)	3	0	0	3
<b>Total</b>	<b>93</b>	<b>1</b>	<b>7</b>	<b>101</b>

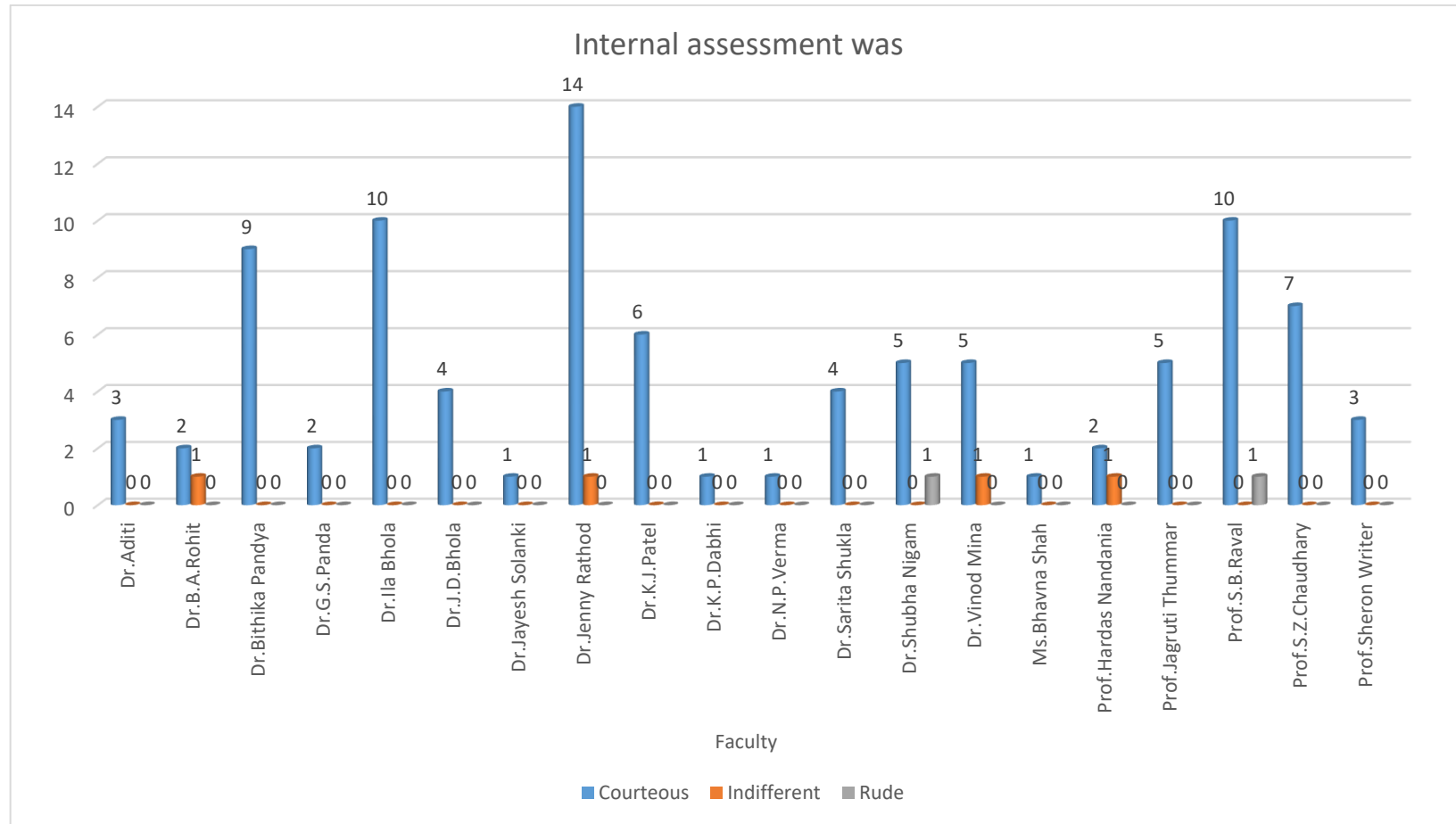


93 respondents replied that the teacher was helpful in advising; 7 respondents replied that the teachers were sometimes helpful; only 1 respondent replied that the teacher was not helpful.

## 10. Internal assessment was

		Internal assessment was			Total
		Courteous	Indifferent	Rude	
Faculty	Dr. Aditi (Geography)	3	0	0	3
	Dr. B.A. Rohit (Gujarati)	2	1	0	3
	Prof. Bithika Pandya (Pol. Sc.)	9	0	0	9
	Dr. G.S. Panda (Sanskrit)	2	0	0	2
	Dr. Ila Bhola (Economics)	10	0	0	10
	Dr. J.D. Bhola (English)	4	0	0	4
	Prof. Jayesh Solanki (Computer Science)	1	0	0	1
	Dr. Jenny Rathod (English)	14	1	0	15
	Prof. K.J. Patel (Geography)	6	0	0	6
	Dr. K.P. Dabhi (Pol. Sci.)	1	0	0	1
	Dr. N.P. Verma (Sociology)	1	0	0	1
	Dr. Sarita Shukla (Hindi)	4	0	0	4
	Dr. Shubha Nigam (English)	5	0	1	6
	Dr. Vinod Meena (Economics)	5	1	0	6
	Ms. Bhavna Shah (Computer Science)	1	0	0	1
	Dr. Hardas Nandania (Psychology)	2	1	0	3
	Dr. Jagruti Thummar (Economics)	5	0	0	5
	Prof. S.B. Raval (Psychology)	10	0	1	11

	Prof. S.Z. Chaudhary (Hindi)	7	0	0	7
	Dr. Sharon Writer (Psychology)	3	0	0	3
Total		95	4	2	101



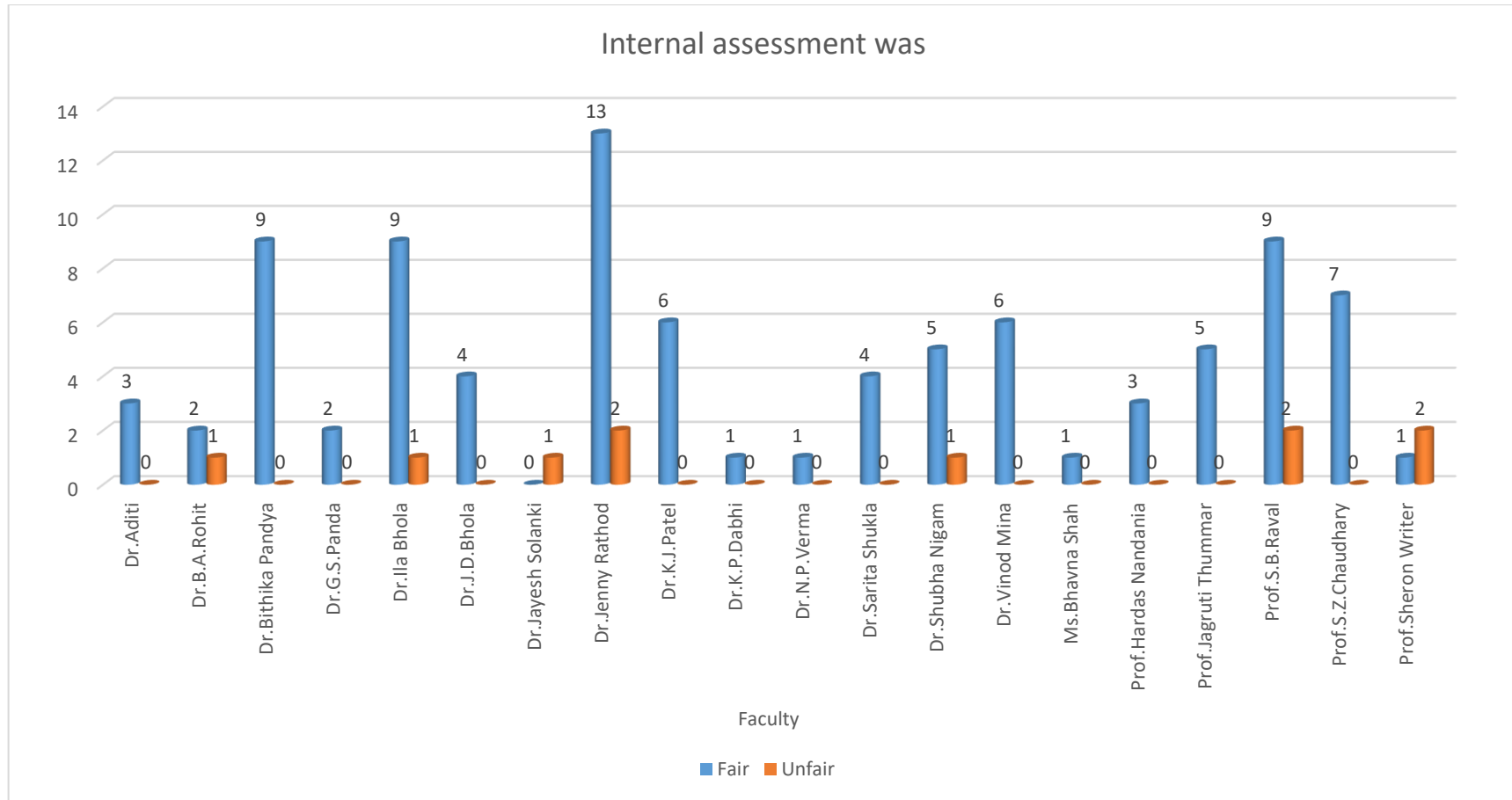


95 respondents believed that the Internal assessment was Courteous; 4 respondents believed that it was Indifferent, whereas 2 respondents found it Rude.

## 11. Internal assessment was

		Internal assessment was		Total
		Fair	Unfair	
Faculty	Dr. Aditi (Geography)	3	0	3
	Dr. B.A. Rohit (Gujarati)	2	1	3
	Prof. Bithika Pandya (Pol. Sc.)	9	0	9
	Dr. G.S. Panda (Sanskrit)	2	0	2
	Dr. Ila Bhola (Economics)	9	1	10
	Dr. J.D. Bhola (English)	4	0	4
	Prof. Jayesh Solanki (Computer Science)	0	1	1
	Dr. Jenny Rathod (English)	13	2	15
	Prof. K.J. Patel (Geography)	6	0	6
	Dr. K.P. Dabhi (Pol. Sci.)	1	0	1
	Dr. N.P. Verma (Sociology)	1	0	1
	Dr. Sarita Shukla (Hindi)	4	0	4
	Dr. Shubha Nigam (English)	5	1	6
	Dr. Vinod Meena (Economics)	6	0	6
	Ms. Bhavna Shah (Computer Science)	1	0	1

	Dr. Hardas Nandania (Psychology)	3	0	3
	Dr. Jagruti Thummar (Economics)	5	0	5
	Prof. S.B. Raval (Psychology)	9	2	11
	Prof. S.Z. Chaudhary (Hindi)	7	0	7
	Dr. Sharon Writer (Psychology)	1	2	3
Total		91	10	101



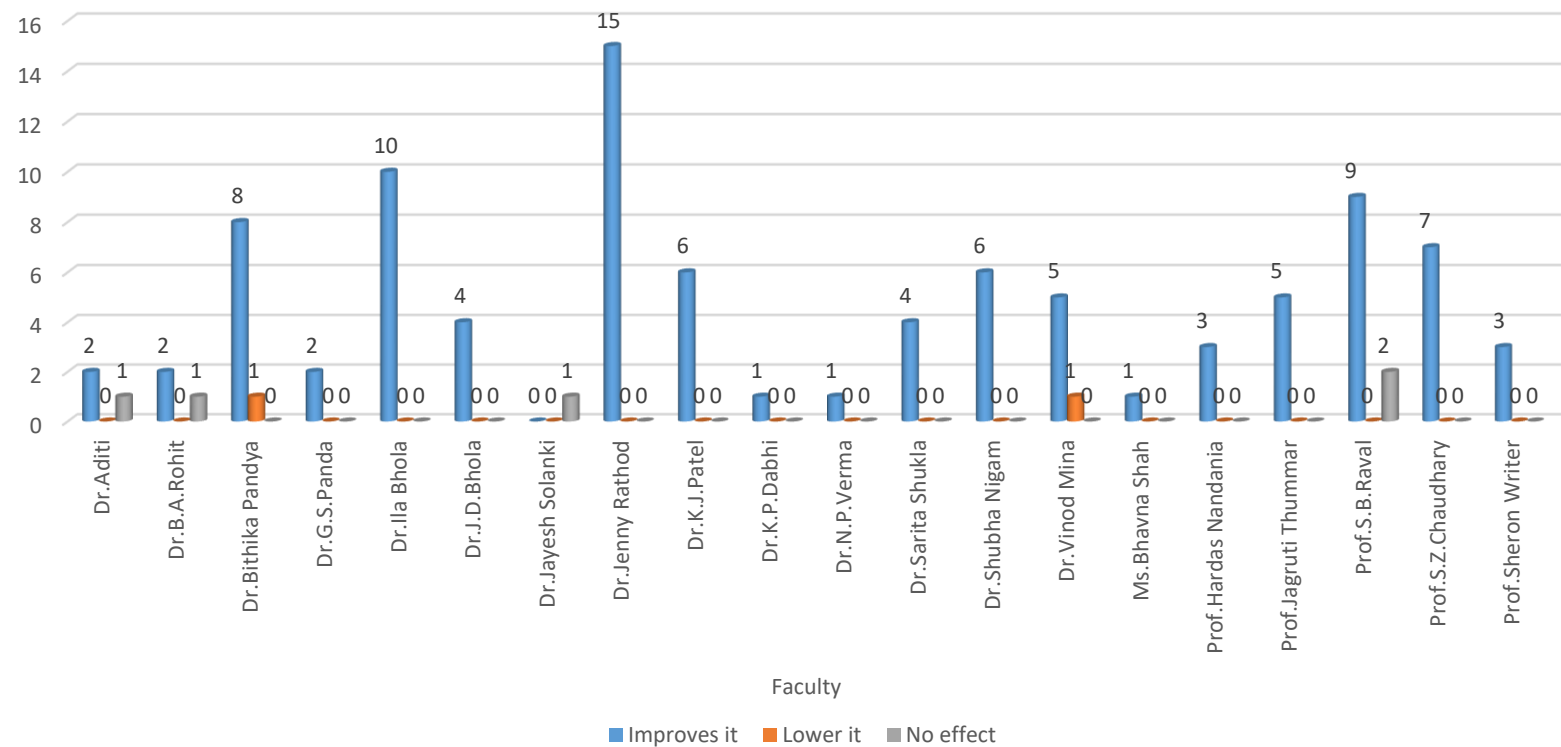
91 respondents believed that Internal Assessment was Fair; however, 10 respondents believed that it was Unfair.

## 12. What effect do you think the internal assessment will have on your course grade?

		What effect do you think the internal assessment will have on your course grade?			Total
		Improves it	Lower it	No effect	
Faculty	Dr. Aditi (Geography)	2	0	1	3
	Dr. B.A. Rohit (Gujarati)	2	0	1	3
	Prof. Bithika Pandya (Pol. Sc.)	8	1	0	9
	Dr. G.S. Panda (Sanskrit)	2	0	0	2
	Dr. Ila Bhola (Economics)	10	0	0	10
	Dr. J.D. Bhola (English)	4	0	0	4
	Prof. Jayesh Solanki (Computer Science)	0	0	1	1
	Dr. Jenny Rathod (English)	15	0	0	15
	Prof. K.J. Patel (Geography)	6	0	0	6
	Dr. K.P. Dabhi (Pol. Sci.)	1	0	0	1
	Dr. N.P. Verma (Sociology)	1	0	0	1
	Dr. Sarita Shukla (Hindi)	4	0	0	4
	Dr. Shubha Nigam (English)	6	0	0	6
	Dr. Vinod Meena (Economics)	5	1	0	6
	Ms. Bhavna Shah (Computer Science)	1	0	0	1
	Dr. Hardas Nandania (Psychology)	3	0	0	3
	Dr. Jagruti Thummar (Economics)	5	0	0	5
	Prof. S.B. Raval (Psychology)	9	0	2	11

	Prof. S.Z. Chaudhary (Hindi)	7	0	0	7
	Dr. Sharon Writer (Psychology)	3	0	0	3
Total		94	2	5	101

What effect do you think the internal assessment will have on your course grade?

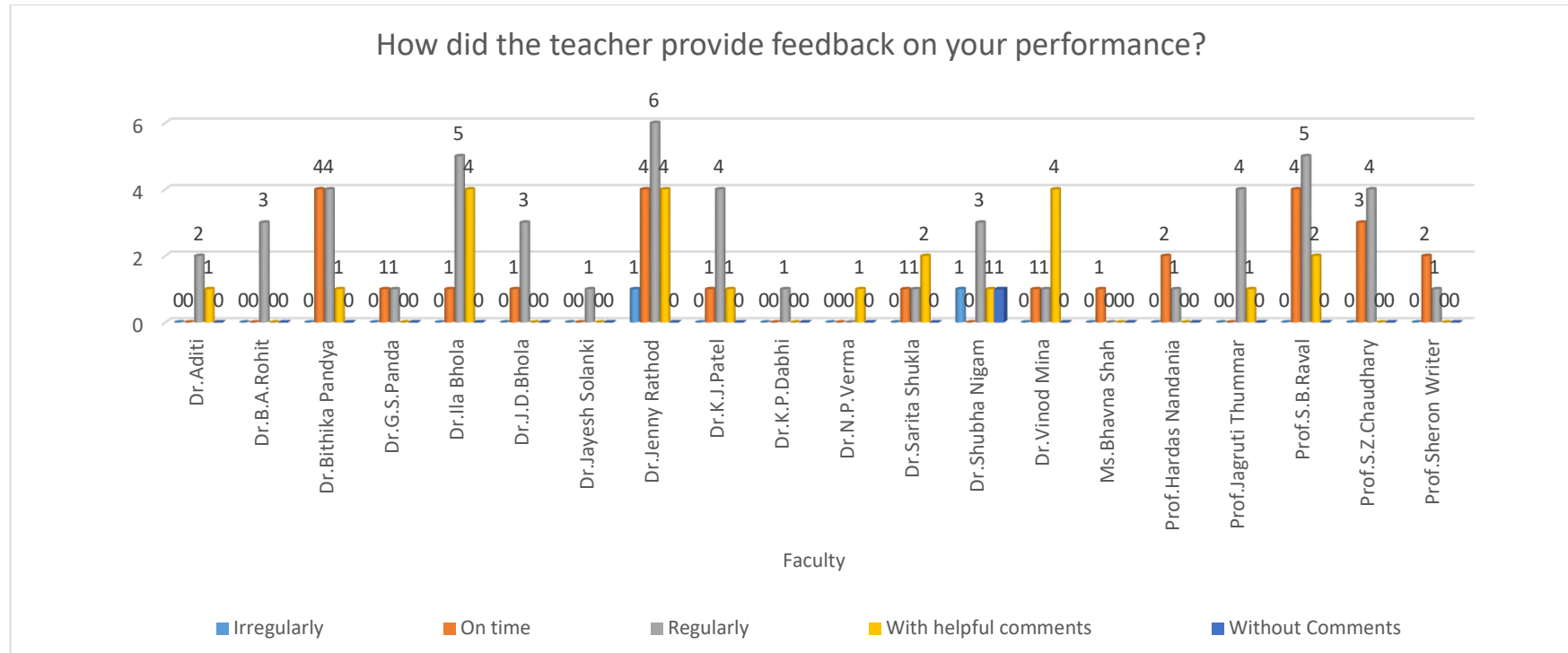


94 respondents replied that the internal assessment Improved the course grade; but 5 replied that it had No Effect, and 2 respondents replied that it Lowered the course grade.

### 13. How did the teacher provide feedback on your performance?

		How did the teacher provide feedback on your performance?				
		Irregularly	On time	Regularly	With helpful comments	Without Comments
Faculty	Dr. Aditi (Geography)	0	0	2	1	0
	Dr. B.A. Rohit (Gujarati)	0	0	3	0	0
	Prof. Bithika Pandya (Pol. Sc.)	0	4	4	1	0
	Dr. G.S. Panda (Sanskrit)	0	1	1	0	0
	Dr. Ila Bhola (Economics)	0	1	5	4	0
	Dr. J.D. Bhola (English)	0	1	3	0	0
	Prof. Jayesh Solanki (Computer Science)	0	0	1	0	0
	Dr. Jenny Rathod (English)	1	4	6	4	0
	Prof. K.J. Patel (Geography)	0	1	4	1	0
	Dr. K.P. Dabhi (Pol. Sci.)	0	0	1	0	0
	Dr. N.P. Verma (Sociology)	0	0	0	1	0
	Dr. Sarita Shukla (Hindi)	0	1	1	2	0
	Dr. Shubha Nigam (English)	1	0	3	1	1
	Dr. Vinod Meena (Economics)	0	1	1	4	0

	Ms. Bhavna Shah (Computer Science)	0	1	0	0	0
	Dr. Hardas Nandania (Psychology)	0	2	1	0	0
	Dr. Jagruti Thummar (Economics)	0	0	4	1	0
	Prof. S.B. Raval (Psychology)	0	4	5	2	0
	Prof. S.Z. Chaudhary (Hindi)	0	3	4	0	0
	Dr. Sharon Writer (Psychology)	0	2	1	0	0
Total		2	26	50	22	1



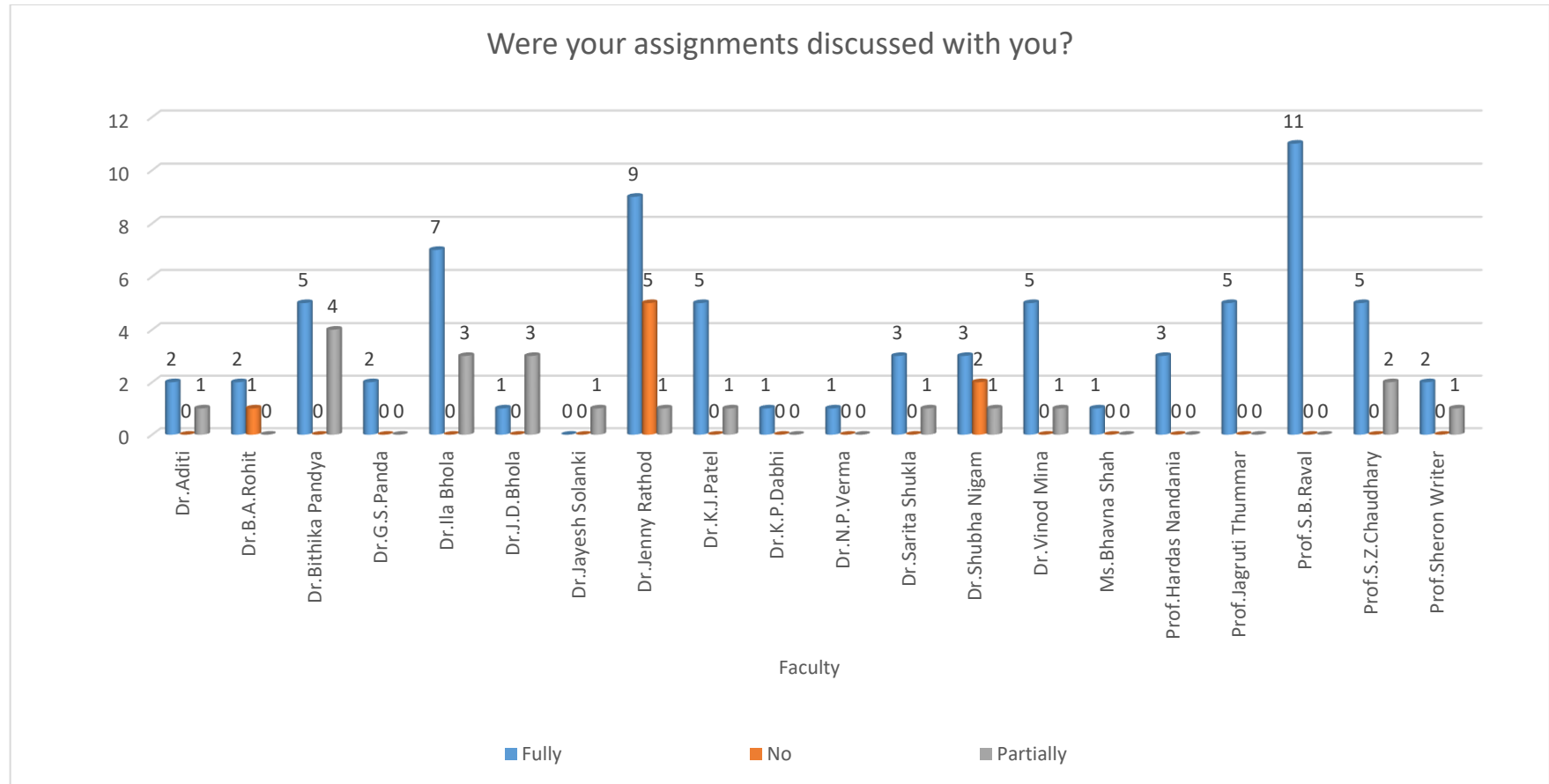
50 respondents replied that the teacher provided feedback on performance Regularly, out of which 22 respondents felt that it was done with Helpful Comments, and 26 felt that it was done On Time; only 2 respondents replied that the teacher provided feedback on performance Irregularly.



## 14. Were your assignments discussed with you?

		Were your assignments discussed with you?			Total
		Fully	No	Partially	
Faculty	Dr. Aditi (Geography)	2	0	1	3
	Dr. B.A. Rohit (Gujarati)	2	1	0	3
	Prof. Bithika Pandya (Pol. Sc.)	5	0	4	9
	Dr. G.S. Panda (Sanskrit)	2	0	0	2
	Dr. Ila Bhola (Economics)	7	0	3	10
	Dr. J.D. Bhola (English)	1	0	3	4
	Prof. Jayesh Solanki (Computer Science)	0	0	1	1
	Dr. Jenny Rathod (English)	9	5	1	15
	Prof. K.J. Patel (Geography)	5	0	1	6
	Dr. K.P. Dabhi (Pol. Sci.)	1	0	0	1
	Dr. N.P. Verma (Sociology)	1	0	0	1
	Dr. Sarita Shukla (Hindi)	3	0	1	4
	Dr. Shubha Nigam (English)	3	2	1	6
	Dr. Vinod Meena (Economics)	5	0	1	6
	Ms. Bhavna Shah (Computer Science)	1	0	0	1
	Dr. Hardas Nandania (Psychology)	3	0	0	3
	Dr. Jagruti Thummar (Economics)	5	0	0	5
Prof. S.B. Raval (Psychology)	11	0	0	11	

	Prof. S.Z. Chaudhary (Hindi)	5	0	2	7
	Dr. Sharon Writer (Psychology)	2	0	1	3
Total		73	8	20	101

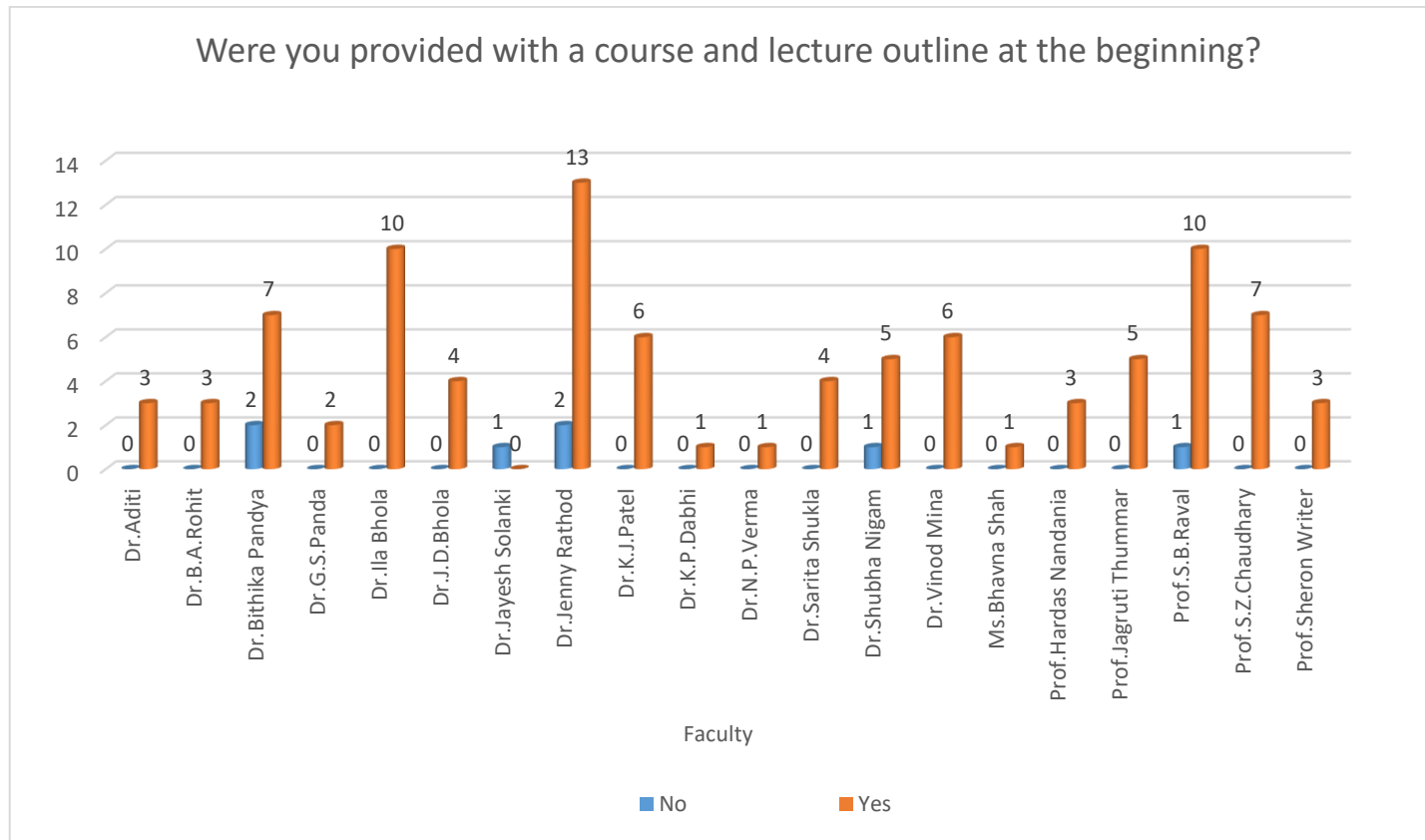


73 respondents replied that the assignments were discussed Fully; 20 felt it was discussed Partially; however, 8 respondents replied that it was not discussed at all.

## 15. Were you provided with a course and lecture outline at the beginning?

		Were you provided with a course and lecture outline at the beginning?		Total
		No	Yes	
Faculty	Dr. Aditi (Geography)	0	3	3
	Dr. B.A. Rohit (Gujarati)	0	3	3
	Prof. Bithika Pandya (Pol. Sc.)	2	7	9
	Dr. G.S. Panda (Sanskrit)	0	2	2
	Dr. Ila Bhola (Economics)	0	10	10
	Dr. J.D. Bhola (English)	0	4	4
	Prof. Jayesh Solanki (Computer Science)	1	0	1
	Dr. Jenny Rathod (English)	2	13	15
	Prof. K.J. Patel (Geography)	0	6	6
	Dr. K.P. Dabhi (Pol. Sci.)	0	1	1
	Dr. N.P. Verma (Sociology)	0	1	1
	Dr. Sarita Shukla (Hindi)	0	4	4
	Dr. Shubha Nigam (English)	1	5	6
	Dr. Vinod Meena (Economics)	0	6	6
	Ms. Bhavna Shah (Computer Science)	0	1	1
	Dr. Hardas Nandania (Psychology)	0	3	3
	Dr. Jagruti Thummar (Economics)	0	5	5
	Prof. S.B. Raval (Psychology)	1	10	11

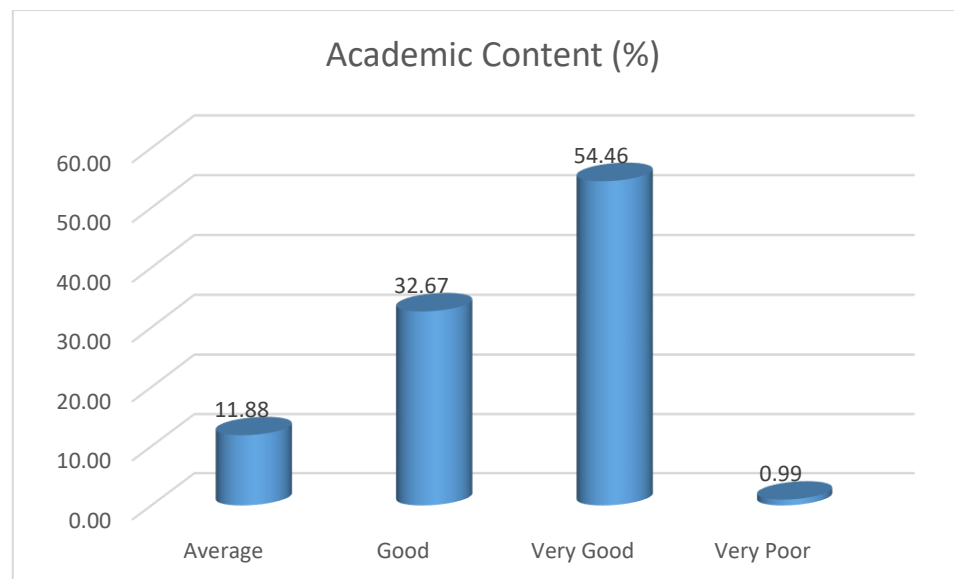
	Prof. S.Z. Chaudhary (Hindi)	0	7	7
	Dr. Sharon Writer (Psychology)	0	3	3
Total		7	94	101



94 respondents replied that a course and lecture outline was provided at the beginning; only 7 respondents replied that it was not done.

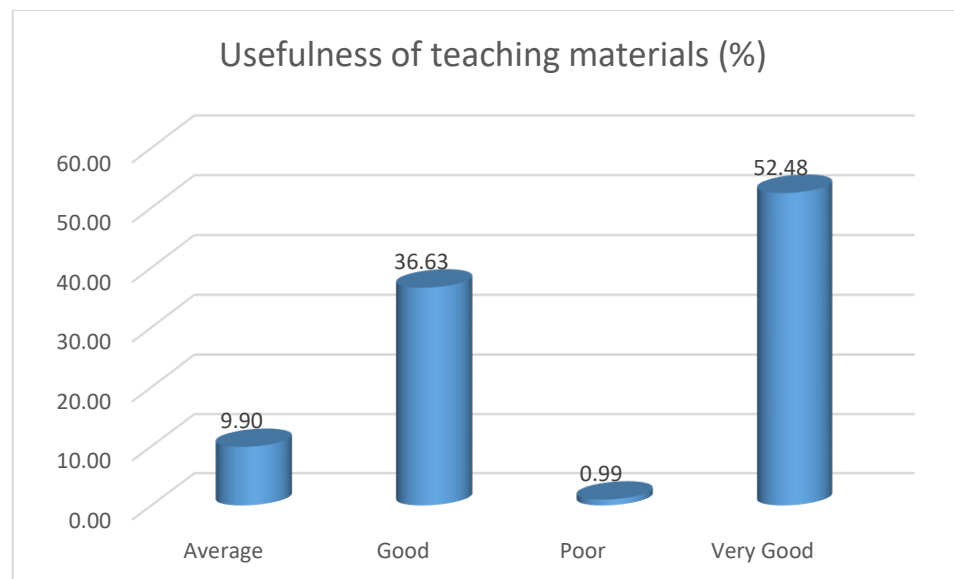
## PART-B Institute Feedback

<b>Academic Content</b>		
	Frequency	Percent
Average	12	11.88
Good	33	32.67
Very Good	55	54.46
Very Poor	1	0.99
Total	101	100.00



Out of 101 respondents, 87.13% have replied that the Academic Content is above Good.

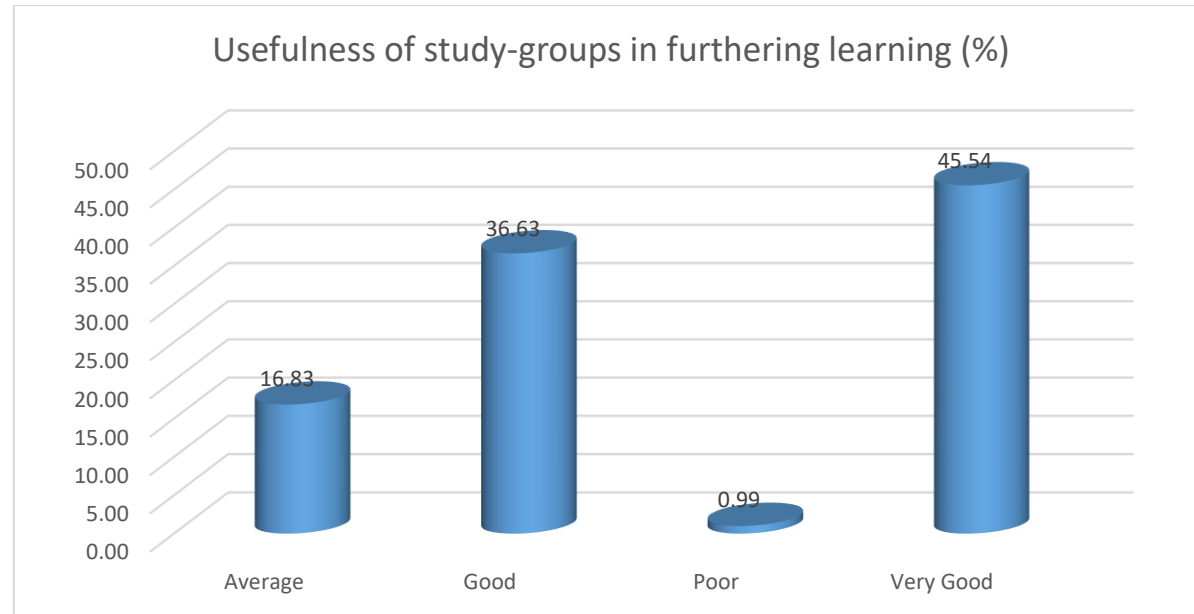
<b>Usefulness of teaching materials</b>		
	Frequency	Percent
Average	10	9.90
Good	37	36.63
Poor	1	0.99
Very Good	53	52.48
Total	101	100.00



This means that 89.11% respondents feel that usefulness of teaching materials is above Good.

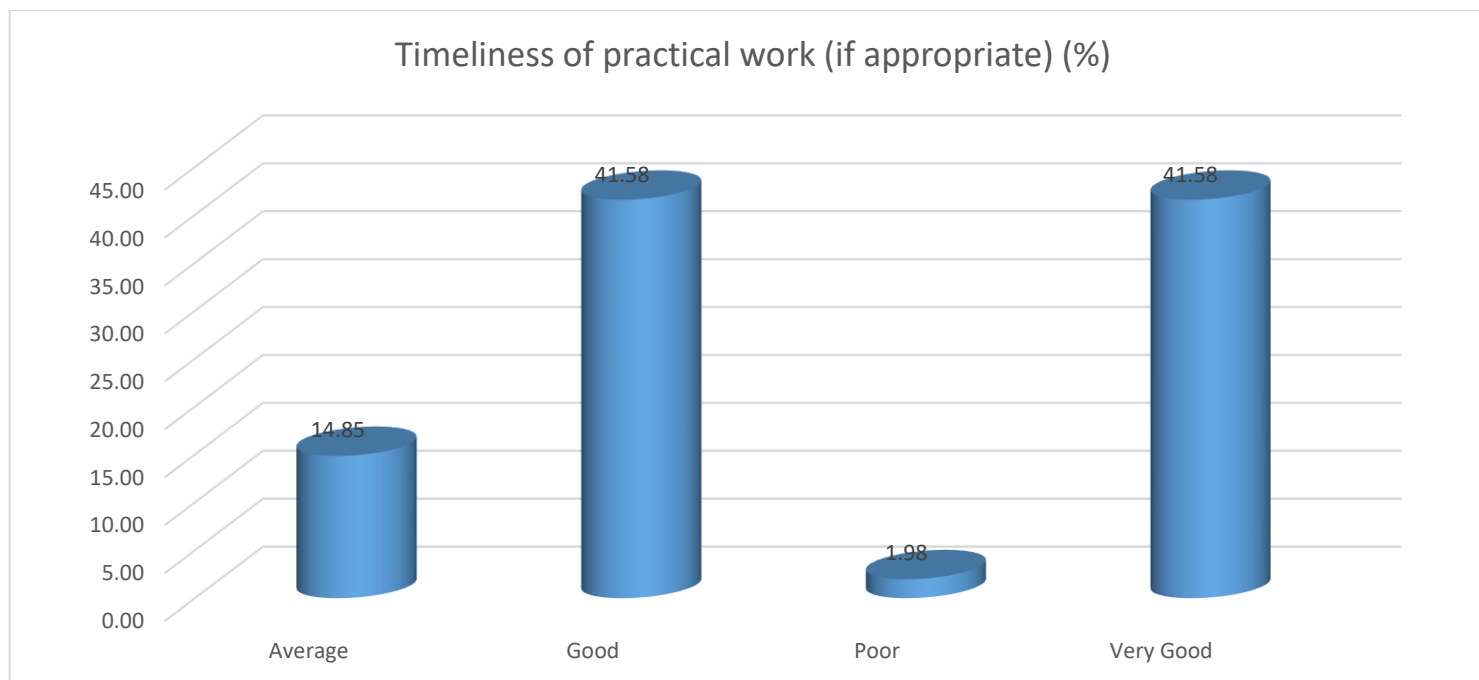
<b>Usefulness of study-groups in furthering learning</b>		
	Frequency	Percent
Average	17	16.83
Good	37	36.63
Poor	1	0.99
Very Good	46	45.54
Total	101	100.00





This means that 82.17% respondents feel that study-groups are Useful in Furthering Learning.

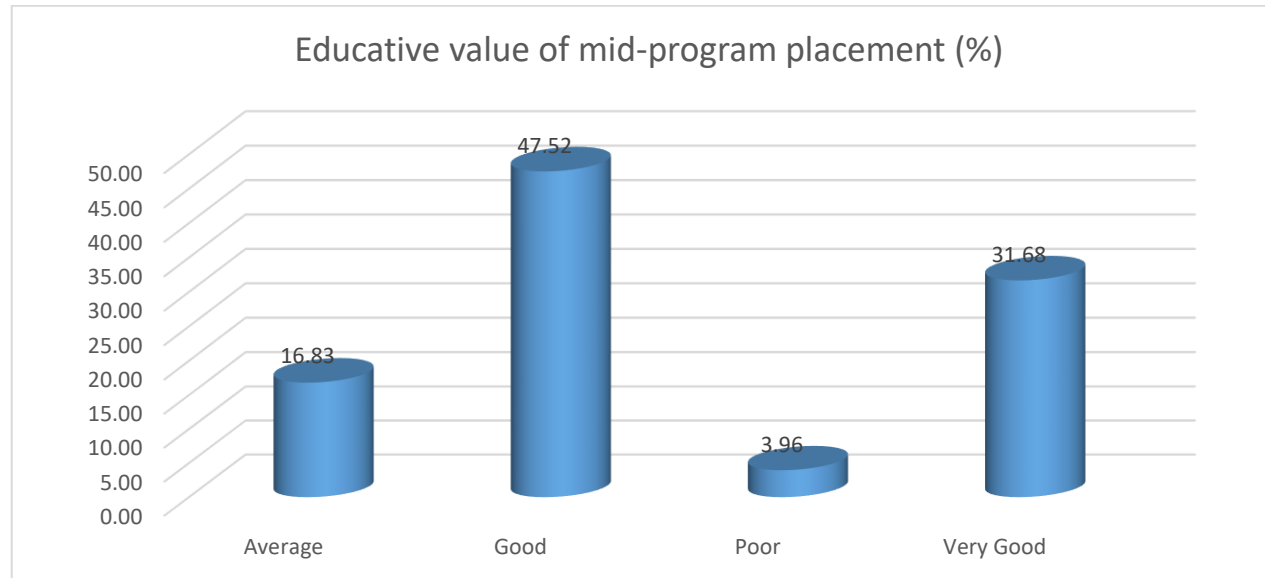
<b>Timeliness of practical work (if appropriate)</b>		
	Frequency	Percent
Average	15	14.85
Good	42	41.58
Poor	2	1.98
Very Good	42	41.58
Total	101	100.00



83.16% respondents believed that practical work was carried out on time.

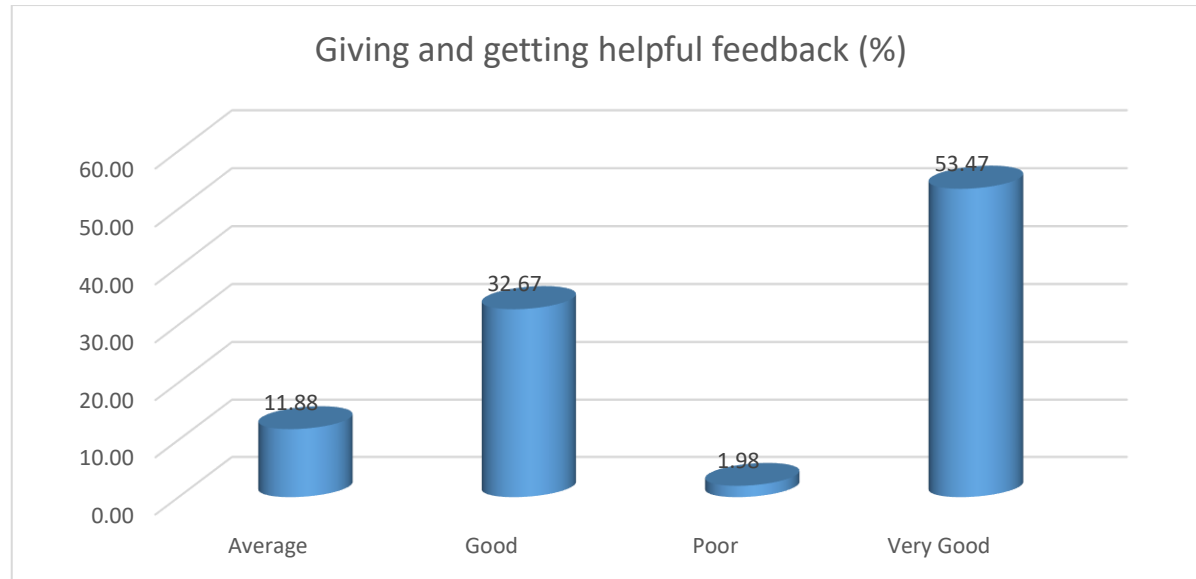
<b>Educative value of mid-program placement</b>		
	Frequency	Percent
Average	17	16.83
Good	48	47.52
Poor	4	3.96
Very Good	32	31.68

Total	101	100.00
-------	-----	--------



79.2% respondents thus believe that mid-program placement is Educative in nature.

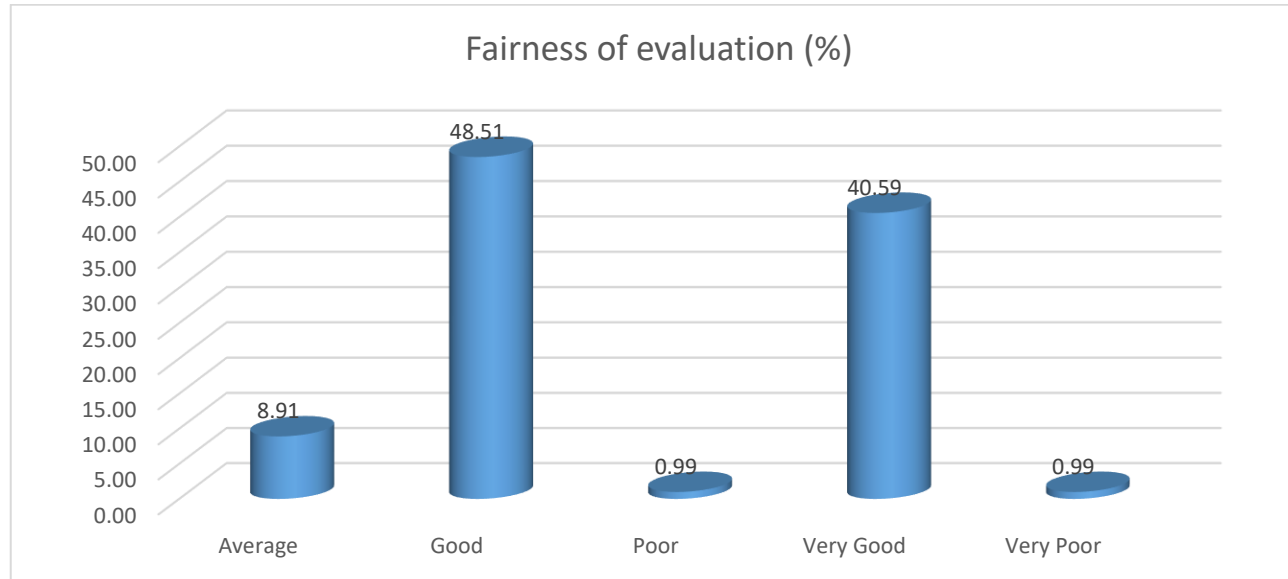
<b>Giving and getting helpful feedback</b>		
	Frequency	Percent
Average	12	11.88
Good	33	32.67
Poor	2	1.98
Very Good	54	53.47
Total	101	100.00



This means that 86.14% respondents believe that they got helpful feedback.

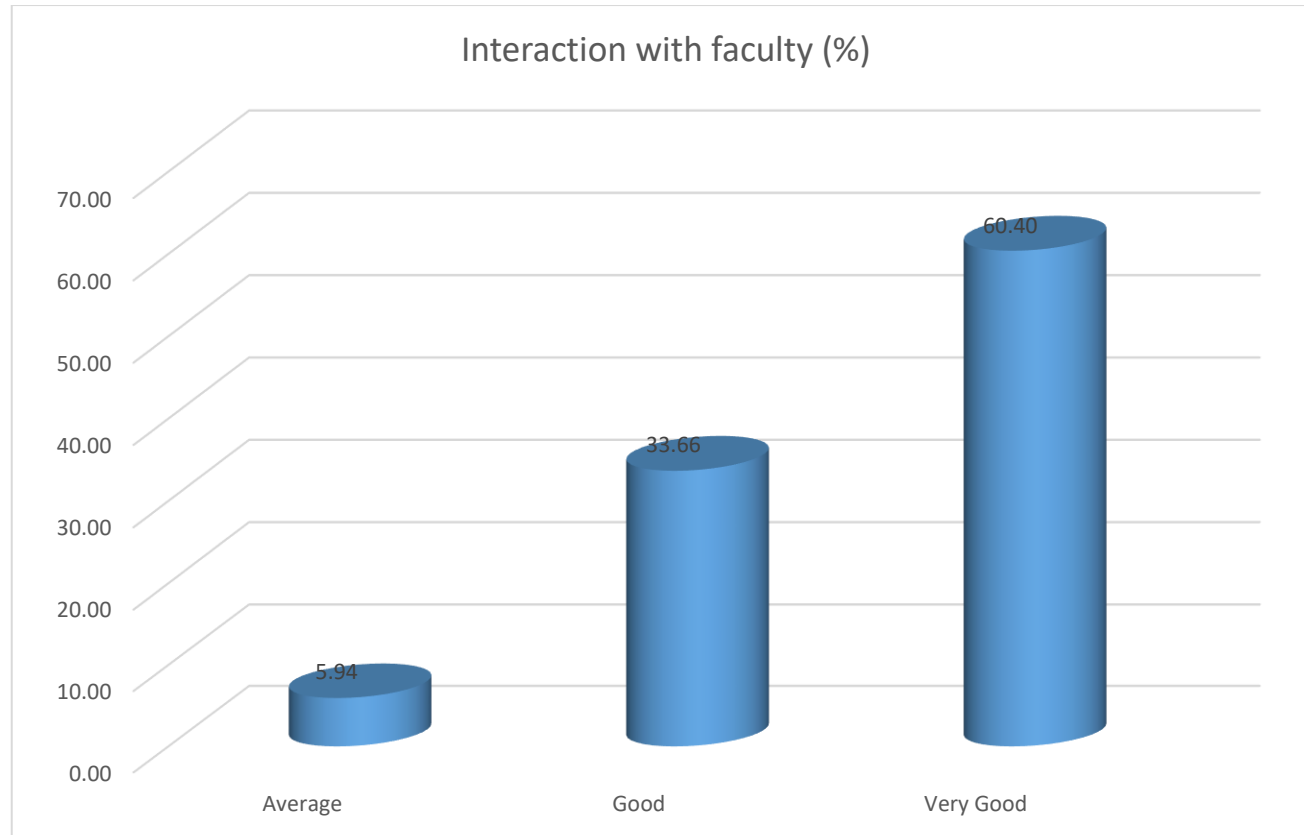
<b>Fairness of evaluation</b>		
	Frequency	Percent
Average	9	8.91
Good	49	48.51
Poor	1	0.99
Very Good	41	40.59
Very Poor	1	0.99

Total	101	100.00
-------	-----	--------



89.1% respondents felt that the evaluation process was fair.

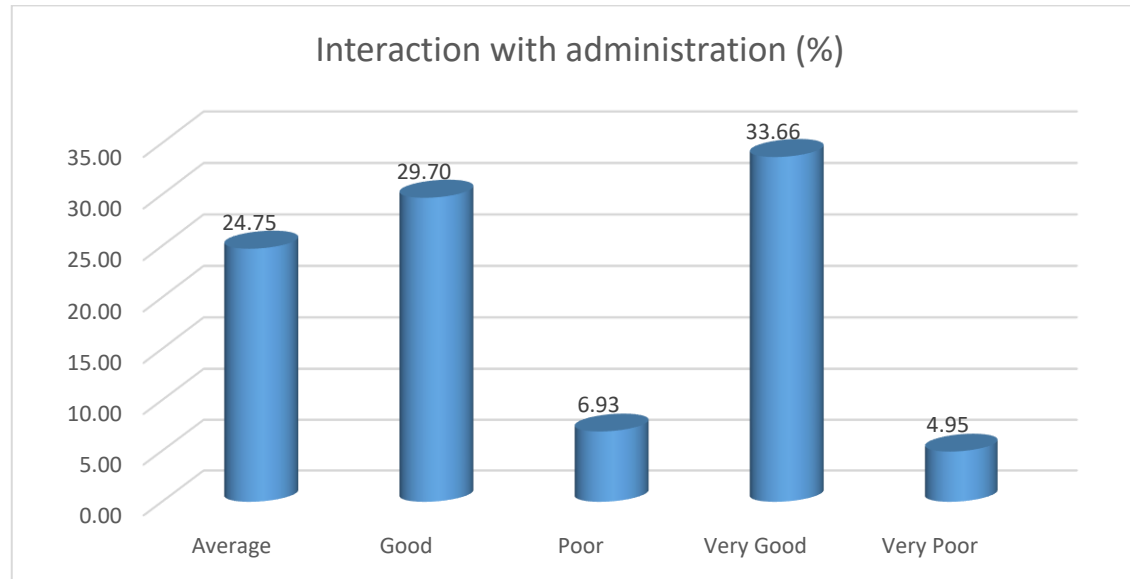
Interaction with faculty		
	Frequency	Percent
Average	6	5.94
Good	34	33.66
Very Good	61	60.40
Total	101	100.00



94% respondents believe that the frequency of interaction with faculty is above Good.

<b>Interaction with administration</b>		
	Frequency	Percent
Average	25	24.75
Good	30	29.70
Poor	7	6.93

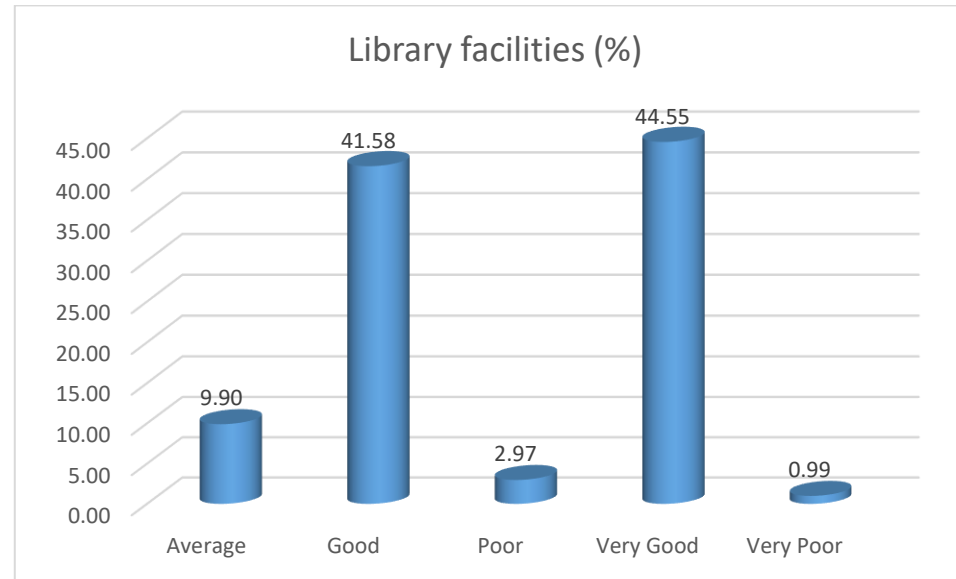
Very Good	34	33.66
Very Poor	5	4.95
Total	101	100.00



63.36% respondents believe that the frequency of interaction with Administration is above Good.

<b>Library facilities</b>		
	Frequency	Percent
Average	10	9.90
Good	42	41.58
Poor	3	2.97

Very Good	45	44.55
Very Poor	1	0.99
Total	101	100.00

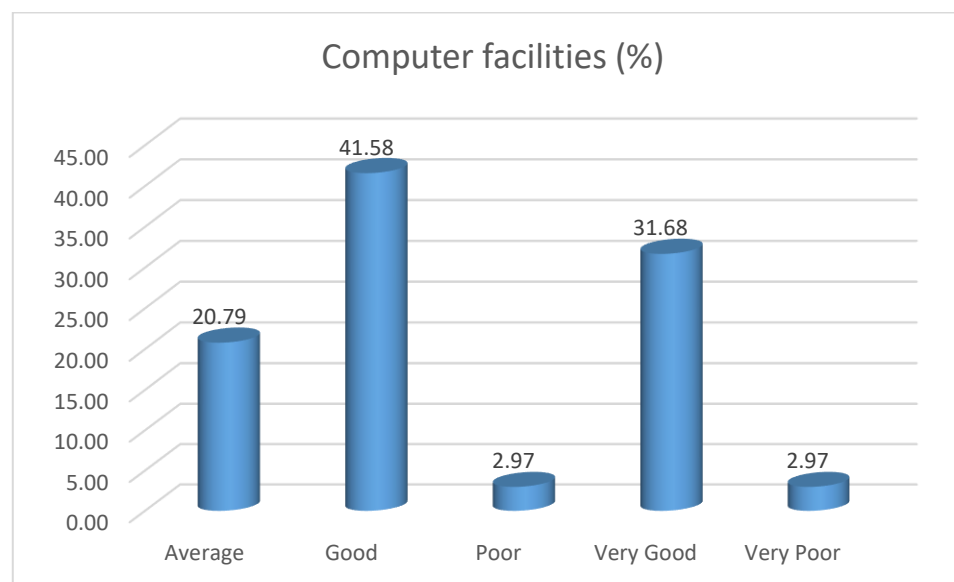


86.13% respondents feel that Library facilities are above Good.

<b>Computer facilities</b>		
	Frequency	Percent



Average	21	20.79
Good	42	41.58
Poor	3	2.97
Very Good	32	31.68
Very Poor	3	2.97
Total	101	100.00



73.26% respondents believe that the Computer facilities are above Good.

<b>Hostel facilities</b>		
	Frequency	Percent
Average	25	24.75
Good	42	41.58
Poor	3	2.97

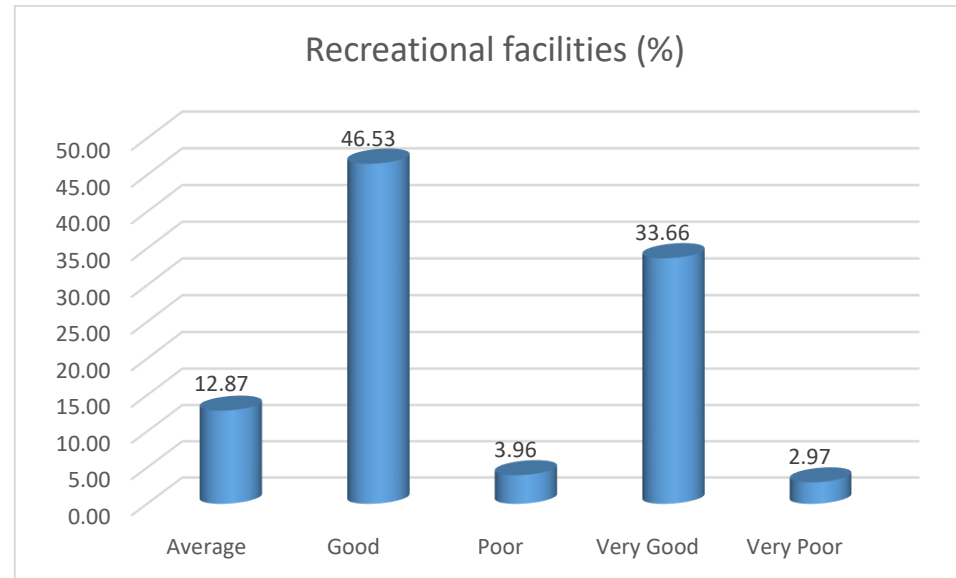
Very Good	20	19.80
Very Poor	11	10.89
Total	101	100.00



61.38% respondents feel that Hostel facilities are above Good.

<b>Recreational facilities</b>		
	Frequency	Percent
Average	13	12.87
Good	47	46.53

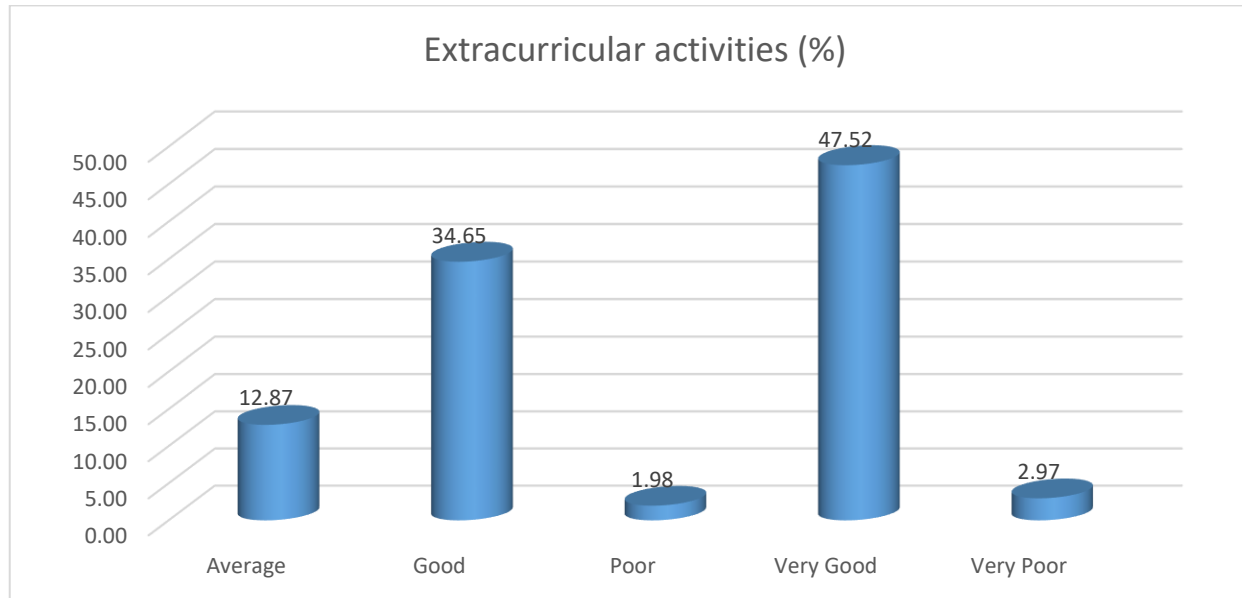
Poor	4	3.96
Very Good	34	33.66
Very Poor	3	2.97
Total	101	100.00



80.19% respondents feel that Recreational facilities are above Good.

<b>Extracurricular activities</b>		
	Frequency	Percent
Average	13	12.87
Good	35	34.65
Poor	2	1.98

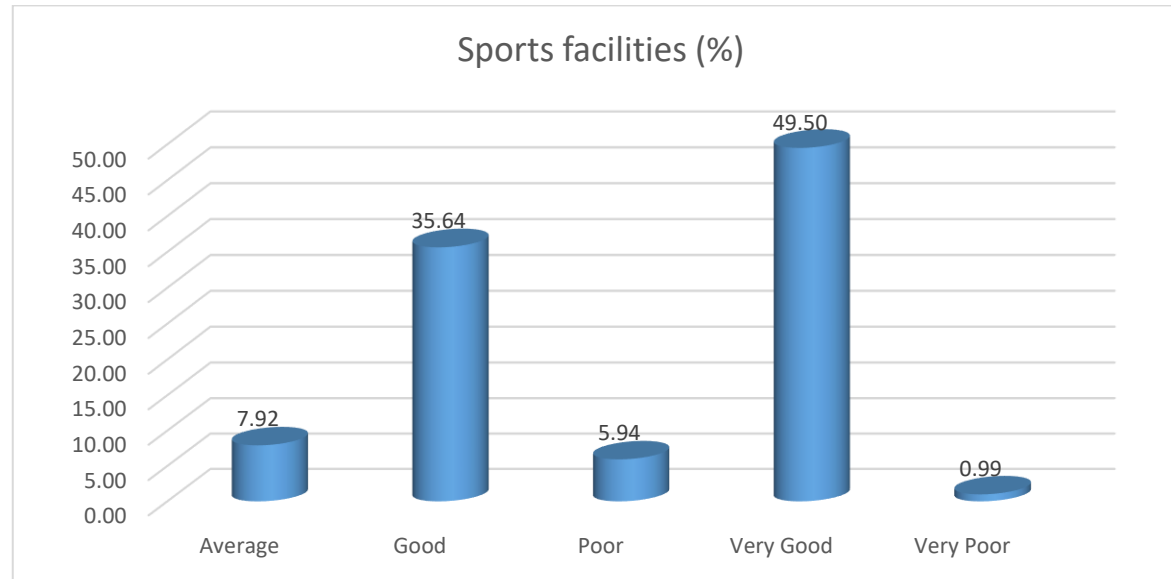
Very Good	48	47.52
Very Poor	3	2.97
Total	101	100.00



82.17% respondents feel that Extracurricular activities are above Good.

<b>Sports facilities</b>		
	Frequency	Percent
Average	8	7.92
Good	36	35.64
Poor	6	5.94

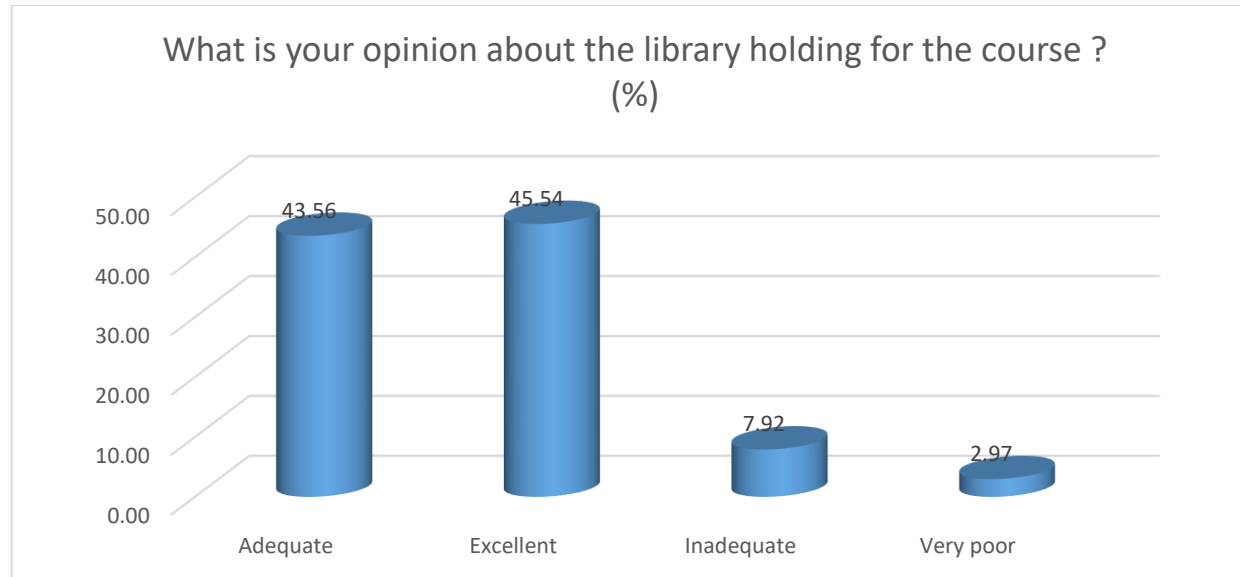
Very Good	50	49.50
Very Poor	1	0.99
Total	101	100.00



85.14% respondents feel that Sports facilities are above Good.

<b>What is your opinion about the library holding for the course?</b>		
	Frequency	Percent
Adequate	44	43.56
Excellent	46	45.54
Inadequate	8	7.92

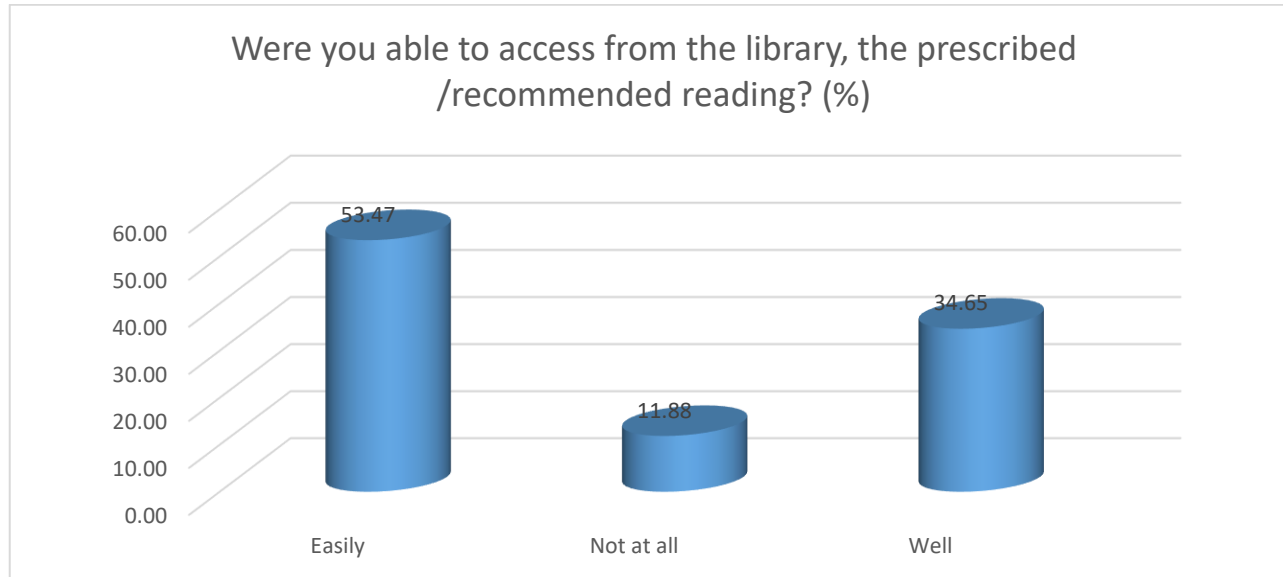
Very poor	3	2.97
Total	101	100.00



89% respondents feel that the library holding for the course is above Adequate.

<b>Were you able to access from the library, the prescribed /recommended reading?</b>		
	Frequency	Percent

Easily	54	53.47
Not at all	12	11.88
Well	35	34.65
Total	101	100.00



88.12% respondents feel that the library access is more than Good.